

**ADAPTACIÓN A MACROTIPO
STUDENT'S BOOK
TOMO II**

AUTORES

Brendan Dunne
Robin Newton

EDITORIAL

Richmond

INSTITUCIÓN

Biblioteca Central para Ciegos

DIRECCIÓN

Rafael Cañas #165, Providencia
Santiago de Chile
Año 2025

TOMO II

Unit 5:

Virtual reality 241

Unit 6:

What do you want to be 294

Unit 7:

A great day out! 353

Unit 8:

A busy weekend 402

UNIT 5

Virtual reality

Presentation

1. Look and say the words.

2. Listen and sing.  44

3. Work with a classmate.



Ask: What's a troll?


How do you spell it?



mirror



flute






broom



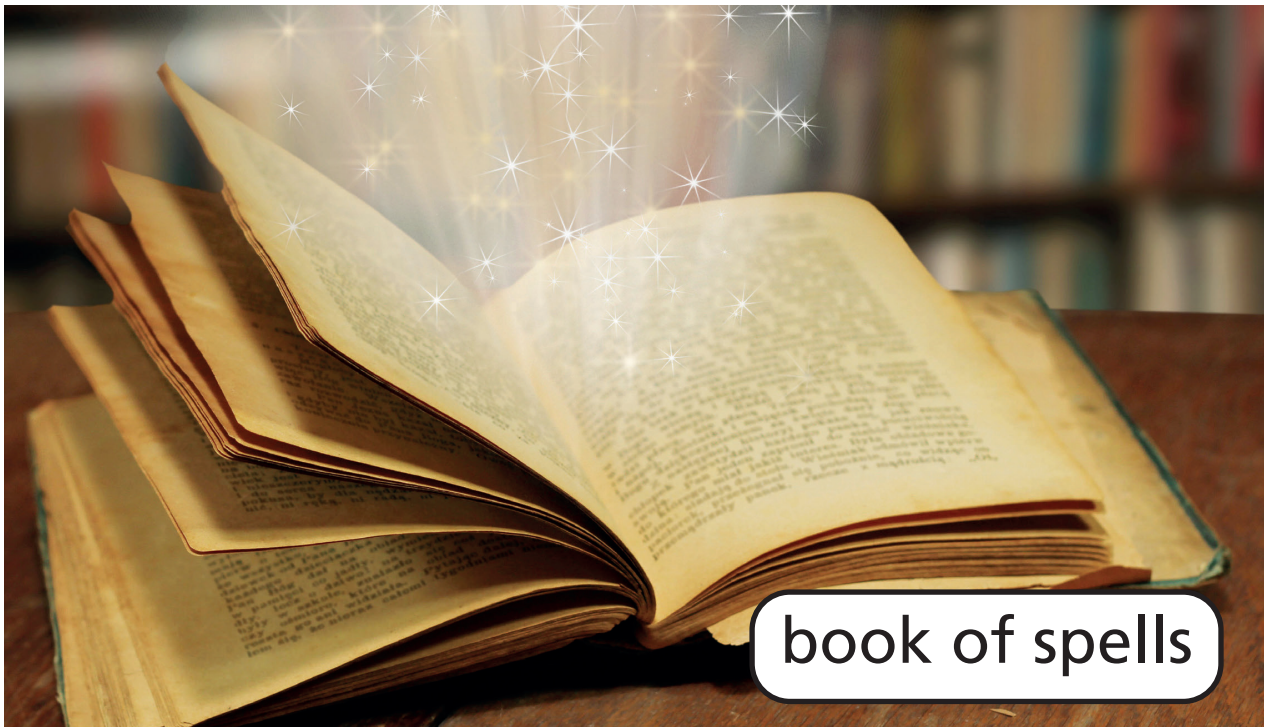
wand



shield



goblin



Unit goals

- Learn about virtual games.
- Write a game description.
- Say “There’s a...” “There isn’t a”.
- Say “She’s good at...”

Activity book  34
Page

Lesson 1

Practice

1. Listen, read, and role-play.  45 

The children go to the Choosing Room. Everyone chooses something for the game.



- I'm a witch. Is there a magic wand for me?



- Yes, there is. Here you are.



- Thanks, and I'm going to take the book of spells too.



- Good idea! What about you Mark? What do you want?



– I'm an elf. Is there a bow?



– Yes, there is. Here you are.



– Are there any arrow?



– Yes, there are. I can see some arrows. What do you want, Ben?



– I'm a wizard. There's a broom for me and I like this flute too.



– What do you want, Kim?




– I want the sword. I'm going to take this shield too.



– Brilliant! Are we ready to go into Castle Doom?



– Yes, come on! Let's go!



2. Look and read.



Kim, Mark, Ben, and Anita play a virtual game every weekend. It's called Escape from Castle Doom. In this game, they visit a big, scary castle. A horrible troll and some scary goblins live in this castle. The children need to escape.

The children can choose avatars for the game. Kim's avatar is a strong and fast warrior princess. Mark's is an elf. He's good at climbing and archery. Ben is a wizard.

He wears a hat, and a big, black cape. Anita is a witch. She's good at magic and she likes cats.

Activity book
Page  35

Unit 5

3. Look at the picture and ask.




There's	a an	magic wand. elf.
There are	some	flutes.

Is	there	a	clock?
Are	there	any	swords?

There isn't	a	prince.
There aren't	any	maps.

Yes,	there	is/are.
No,		isn't/aren't



1. Are there any bottles?

5. Are there any oranges?

2. Is there a dog?

6. Is there a bed?

3. Are there any windows?

7. Are there any books?

4. Is there a clock?

8. Are there any swords?

Unit 5

4. Look and ask.




broom



bow and
arrow



sword



shield

This word has got five
letters and the last
letter is d.

How do you
spell it?

It's sword!

S-W-O-R-D




Activity book
Page



Lesson 1

Production

5. Answer the question to create your own virtual reality game. 

- a. What's the name of your game?
- b. Are there any castles in it?
- c. Are there any trolls in it? How many?
- d. How many avatars are there?
- e. Are there any trolls in it? How many?

- f. Are there any goblins in it? How many?
- g. Are there any weapons to fight creatures?
- h. Which ones? How many of each?



6. Use the answers to write an intro to your game.



The name of the game is **The Enchanted Castle**. A mean witch trapped all the royal family and their people in a parallel reality. There are magic creatures and big scary trolls. There is a magic mirror in each room. The mirrors help you move around the castle. If you defeat all the magic creatures, the castle comes back to normal.

Activity book
Page



Phonics

7. Listen and say a tongue twister.  46

**Britney Black's blond brother,
Blair, breaks her best broom!**



Unit 5

8. Listen and repeat.  47

brother

black

break

blond

broom

blue

breakfast

blind

brush

blow

blanket

9. Listen and write the word you hear.



broom bloom

brush blush

brew blue

break Blake

Lesson 2


Inside the game!

Find and say!

cadelabra



spear



moat



bridge



10. Read and listen to the story.



What do the children have to do?



The children are in a corridor.
But how can they get past the troll?


Ben is good at music, he can play the flute.

Oh no, there's a troll.



The magic flute sends the troll to sleep and now the children can pass safely.

A goblin throws a spear.



Now, the goblins are trapped in the cadelabra and de children can go past.




And here's the moat, but there isn't a bridge.



Unit 5

Anita is very good at magic! She's freezing the water.



The children are at the drawbridge but there are lots of goblins chasing them.



The game is finished.

Noooo!
They're
escaping!

Let's play
again!

GAME
OVER

8

11. Do you play virtual games? Which ones?



Stop and think!

Think about the story and answer.



I don't understand the story because...



I understand some parts of the story, but need help with...



I understand the story.
I can help my classmates.

Lesson 2

The adventures of Beep


12. Look and answer: where are the children?

13. Read and answer.


How does Beep help the people at the dentist?

Beep and the children are at the dentist's.





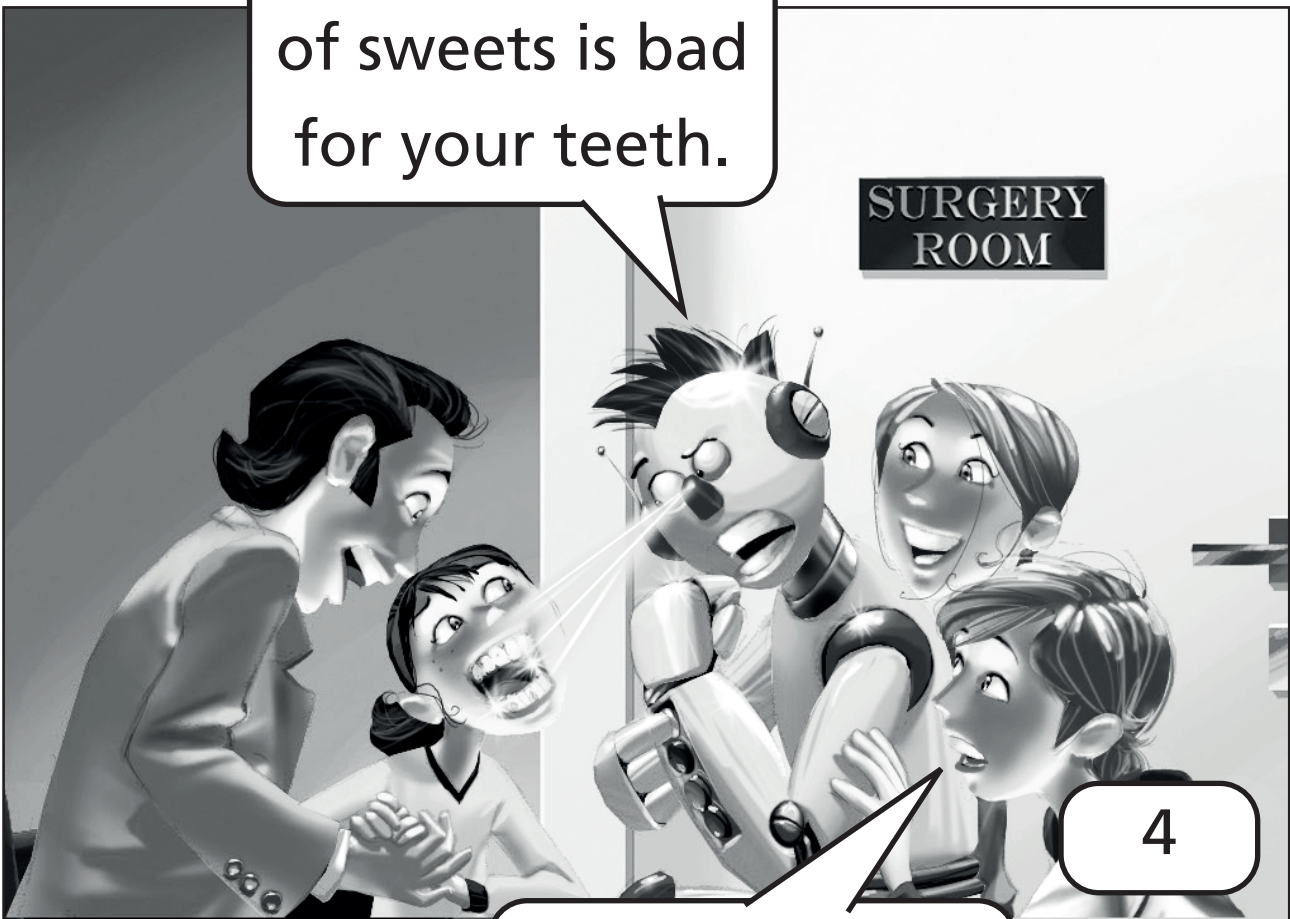
Beep cleans Finn wit his laser eyes.



Beep is making the girl's teeth better


Mm! Eating lots of sweets is bad for your teeth.

SURGERY ROOM

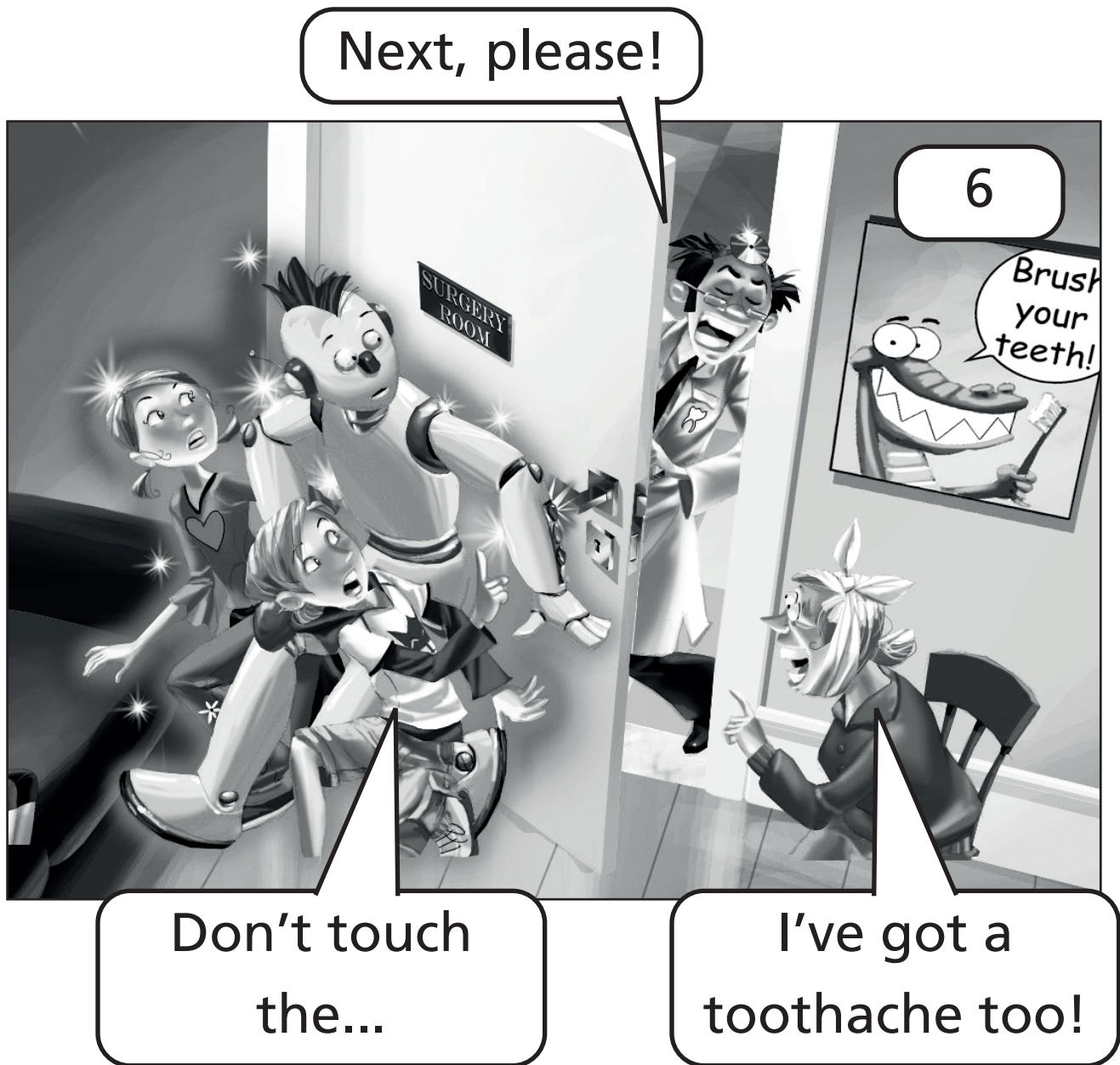


Let's go home now, Beep.

The red button
doesn't work properly.
I can't control where
we go.



Oh no! We
can't go home!



14. Look at the scene and complete the statements.



Beep is making the girl's teeth better



- a. The girl has bad teeth because...
The girl has bad teeth because
she eats lots of sweets.

Unit 5


The red button
doesn't work properly.
I can't control where
we go.



Oh no! We
can't go home!

- b. Beep and the children can't go home because...

Beep cleans Finn with his laser eyes.



c. Finn's hands are clean...

Reflect!

- How often do you go to the dentist?
- How can you keep your teeth healthy?



Lesson 2**CLIL**

15. Read the story.

Game of immortals

An epic medieval battle controlled with
your smartphone

– What is the Game of Immortals? –
Nicolás asked.

– It's super fun! It has something
different, which I'm not going to tell you.
It's better that you see it for yourself. Come
on, download this app.

Felipe showed his phone to his friend
and Nicholas downloaded the app.

– Is it this one?

Felipe nodded.

Nicolás read the description: “Legendary battles between knights and wizards who seek the source of immortality: the Holy Grail”.

– Then, the objective is to obtain the Grail?

– Exactly –Felipe said– but during the journey you have to defend the town’s inhabitants from the attacks of their enemies.

– As in every role-playing game, right?

– Yeah, this is a role-playing game.

Nicolás looked at the possible avatars that

he could choose for the adventure. He chose to be a knight and entered the town to begin the demo.

– Go straight through the main street until you reach the lake –Felipe told him.


– Nicolás obeyed. When he reached the lake, Felipe said –Now, look at your reflection in the water. Nicolás saw himself in the reflection. His features, his hair colour, his eyes. The knight was him.

–I don't understand. The avatar has my face?

– This is the best characteristic of the game! – Felipe said excitedly–. It offers a real experience. But a TRUE real experience.

Retrieved from El Juego de los Inmortales
(adaptation and translation).

16. Match the image with part of the story.



A



B



C

Reflect!

- What do you think about virtual reality?
- What are the pros and cons of virtual reality?




Activity book



Think back!

17. Follow the steps and get the kingdom! 

STEP 1. Write a list of all the possessions and creatures of your kingdom. 

- There are 70 trolls.
- There are 12 golden mirrors.

Unit 5

STEP 2. Draw a grid and locate your groups in the random order.



	A	B	C	D
1		6 goblins		
2				
3				
4				40 mirrors

STEP 3. Play with a classmate. Ask each other.



Are there any
mirrors in 4D?

Yes! There are
40 mirrors



UNIT 6

What do you want to be?

Presentation

1. Look and answer.

- a. Mention the items in the pictures.
- b. Do you know someone who has one of these jobs?

2. Listen, point, and say. 



vet




nurse

Unit 6





actor



singer

Unit 6



waiter



doctor



teacher

Unit goals

- Learn about professions.
- Compare the Present Simple with the Present Continuous.
- Talk and write about a famous person from history.

Activity book
Page 

Lesson 1

Practice

1. Listen, read, and role-play.



Anita's talking to her Uncle Tony on the phone. Uncle Tony is a vet.



– Uncle Tony, do you like being a vet?



– Yes, I do. I love animals and I like helping them.



– Where do you work exactly? Do you work on farms?



– No, I work in an animal hospital.



– Do you wear a uniform?



– No, I don't wear a uniform. I wear a white jacket and special gloves.



– Do you work at night?



– Yes, I **sometimes work at night** when an animal is having babies or is very sick.



– Are you working today?



– No, I'm not. **Today, I'm playing the saxophone.** It's my favourite hobby.



2. Look and read. Which sentences is in the dialogue?

Present simple	
I work	in a restaurant.
I don't work	in a shop.
He/She works	in an animal hospital.
He/She doesn't work	in a museum.

Present continuous	
I'm working	today.
I'm not working	
He's/She's working	
He/She isn't working	

3. Read. Then listen and say the names.



Mick's a weatherman. He works in a TV studio. He uses a computer to study the weather. He sometimes works on Saturday and Sunday. He doesn't wear a uniform. He isn't working today. He's riding his bike in the mountains.

Tanya's an astronomer. She works in an observatory. She likes studying the planets. She sleeps in the day and she works at night. She doesn't wear a uniform. She's working today. She's using a big telescope to look at Neptune.

Activity book
Page 

4. Listen and sing. 54

Remember the people everywhere,
Who work so hard for you.
Give them a smile! Say **thank you!**
For all the things they do.

Say **thank you** to the postman,
Who delivers all your letters,
And **thank you** to the vet,
Who helps your pet get better.

Doctors and nurses in hospital,
Who make you feel alright,
Actors and singers on TV,
You see them every night.

Shop assistants and waiters,
And taxi drivers too,
They work so hard both night and day,
For you, and you, and you!


And don't forget your teachers,
They help you learn and play.
Through all the years you spend in school,
They're with you every day.

Unit 6

5. Look and describe. 



taxi driver



teacher



shop assistant



postman



nurse



waiter



actor



singer



doctor



vet

Remember

waiter → waitress

postman → postwoman

He's wearing a
white shirt. He's
writing.

It's the
waiter!



Activity book
Page 

Unit 6

Lesson 1

Production

6. Listen and say the job.  55



taxi driver



nurse



firefighter



actor



chef



shop assistant



waiter



postman

Unit 6

7. Look at the photos and play a game.

Is it a man, or
a woman?

It's a woman.

Does she wear
a uniform?

No, she
doesn't.

Does she
work in a film
studio?

Yes, she does!



8. Choose a picture and write a description for the situation.



The shop
assistant is in
the vegetables
section.

He is happy.

He is wearing
a uniform...



Activity book
Page 

Unit 6

9. Listen and say a tongue twister.  56

Builder, baker, teacher, tailor,
pilot, painter, vet.

Doctor, dentist,
flight attendant,
farmer, fireman, chef!



10. Listen and repeat.



build**er**

paint**er**

bak**er**

doct**or**

teach**er**

11. Listen and write the word you hear.



pasta

faster

history

mystery

interview

In a few...

smaller

shorter

Lesson 2

Fame isn't fun!

12. Research. What job did they have before?



J.K.
Rowling



Mayim
Bialik




Gene
Simmons

13. Read and listen to the story.  59


Why did Kristen fall.

This is Maribel Starky. She's 12, but she knows what she wants to be when she leaves school... an actress, just like Kristen Cullen. Maribel hates her name. She wants to be called Bella Star.




Unit 6

Aunty Shona is a doctor. She works at the hospital. Today she is visiting Bella and Dad. Kristen Cullen is coming to town. Bella asks Dad if she can go to see her.



Bella likes Aunty Shona. She doesn't talk to her like she's a child.



Kristen has a nasty fall and hurts her leg.

Stand back! I'm a doctor.



Oh no, Kristen is hurt. Leave her alone!

4

The ambulance arrives. Kristen has got a broken leg. The nurse puts her on a stretcher.

Can I have an autograph?

Smile, Kristen!




Can you come to the hospital, Doctor Starky?

5


Aunty Shona puts bandages on Kristen's leg.

Thank you for helping me.




That's OK. I think you're brilliant! I want to be an actress too!

Kristen is very unhappy. People are always bothering her. She doesn't want to be famous anymore!



Do you still want
to be an actress,
Bella?



My name is
Maribel... and
I want to be a
doctor!

14. What do you want to be when you grow up? Why?

Stop and think!

Think about the story and answer.



I don't understand the story because...



I understand some parts of the story, but need help with...



I understand the story.
I can help my classmates.

Activity book

Page



Lesson 2

The adventures of Beep

15. Look. Where are Beep and the children?

16. Read and answer.


What animals can you name?

Beep and the children are on a mountain.

Look at those trees! Where are we?

I don't know but it's hot.





It's noisier and hotter now and
there's smoke.

Hello, what's
happening?



It's the volcano!

3

There are lots of people running.


Quick, run!

Oh no! The volcano is erupting!





The red button
doesn't work!



To be continued...

17. Write a title for the story.



18. Choose the correct option and copy it.



The story is about...

- a.** Beep and the children are scared because there's people running.
- b.** Animals are scared because there's a robot.
- c.** Beep and the children are escaping a volcano eruption.
- d.** People are escaping from a tsunami.

19. Complete the following dialogues



GIRL: Look at those ____?____! Where are we?

Look at those **trees**! Where are we?

BEEP: The ____?____ doesn't work!

GIRL: Hello, what's ____?____?

BEEP: Oh no! The ____?____ is erupting!

Reflect!

- Look. Can you think of a similar situation in Chile?
- What natural disaster happen in Chile?



Lesson 2

CLIL



20. Listen and say the instruments.  60



violin



flute



guitar



harp



drums



trumpet

21. Listen and read. What do you think?



Hello, I'm Tara. I'm a musician from Ireland. In Irish music we play the violin, flute, harp and guitar. Sometimes, people dance to the music too. In Ireland we celebrate Saint Patrick's Day on the 17th of March. There are parades in many Irish cities. People play Irish music in the parade and dance. Listen to some Irish music. What do you think?



Hello, I'm Oscar. I'm a flamenco singer from Spain. In flamenco music, we play the guitar, we clap our hands and we sing. Sometimes the music is fast and happy and sometimes it's sad and slow. Listen to some flamenco music. What do you think?



Unit 6

Hello, I'm Bruna. I'm a musician from Brazil. Samba musicians play drums, trumpets and guitars. We play samba music at Carnival. There are parades on the street. People wear colourful costumes and everybody dances. Listen to some samba music. What do you think?



22. Listen and say True or False.



Reflect!

- What type of traditional Chilean music do you know?
- Do you like it?



Activity book
Page






23. Play with a classmate.

Think back!


Say!

baker /
tailor


Say: She works in a...



Say!



Look and describe.




Say two words with er sound.


Actor → actress

Waiter → ?


Say: I don't work in a...




Look and describe




Say: I work in a....




Look and describe



Say: he doesn't work in a....



Say: teacher / doctor



policeman →
policewoman

→
postman ?

Say two words with or sound.

Review

Units 4 - 6


It's trivia time!

1. Guess with a classmate. What are they?
 1. They haven't got gills. They breathe air. They're 30 metres long and they eat krill. They can sing!
 2. They breathe air and can live on the land and in the sea. They eat fish and they live in groups.
 3. They live alone on the bottom of the ocean. They eat crabs and small fish. They've got gills and they lay eggs. They have eight arms.

2. Look and find the twelve differences.



A



B



- In picture A, there's a painting of the king.
- In picture B, there's a painting of a troll.

Unit 6

3. Look, read, and ask.



– Is it a man or a woman?



– It's a man.



– Where does he work?



– He works in a hospital.



– What's he doing?



– He's swimming.



– It's Bob!



**Bob
doctor**



**Derek
teacher**



**Susan
actress**







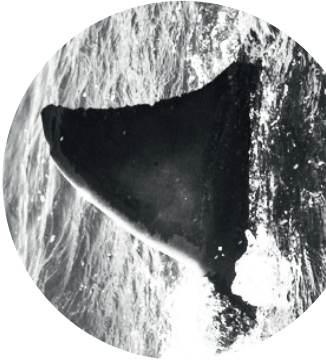
**Alan
waiter**







4. Play a game.



Activity book
Page



<p>Say and spell!</p> 	<p>What was her job? Frida Kahlo</p>	<p>Say and spell</p> 	<p>Do sharks live in group?</p>
<p>Say and spell!</p> 	<p>Describe her job!</p> 	<p>Say and spell!</p> 	<p>What do you want to be?</p>


<p>Say and spell!</p> 	<p>He's good at...</p> 	<p>Describe her job!</p> 	<p>Say and spell!</p> 
<p>Describe her job!</p> 	<p>Do turtles lay eggs?</p>	<p>What was his job?</p> <p>Albert Einstein</p>	<p>Say and spell!</p> 


UNIT 7

A great day out!

Presentation

1. Look and answer.
 - a. Do you know these places?
 - b. Can you find these places where you live?

2. Listen, point, and say. 



aquarium



bowling
alley



skating
rink




theme park



palace



gallery



planetarium



film studio

Unit goals

- Learn about places in the city.
- Say Where were...? / It's in...
- Say I/ He/ It was...

Activity book
Page  48

Lesson 1**Practice**

1. Listen, read, and role-play.



Anita and Kim are looking at the photos on the computer.



– Look at this photo. I was at a bowling alley with my brother.



– How old were you?



– I was eight and my brother was ten.



– I like this photo of the theme park.

Unit 7



- Me too! I was really excited.
Look at my dad! He was scared.



- Is this you at the beach?



- I was eight and my brother was ten.



- I like this photo of the theme park.



- Me too! I was really excited.
Look at my dad!



- Is this you at the beach?



– Yes, I was with my mum.



– Was it hot?




– Yes, It was very hot and sunny.
It was summer.



– Come on, let's go and take
some photos!



– Good idea!



2. Look and read. Which sentences is in the dialogue?


I	was	at a bowling alley
He/She	was	eleven
It	was	winter

How old were you?

Where were you?

Unit 7

3. Look and role-play.



Betty



Anita



Colin



Ruth

It was summer.
I was at the
aquarium...

Are you
Betty?

Yes, I
am!

Activity book
Page



4. Listen and sing.



I love going out with my family.

We take lots of photos of the things we see.

Here's the aquarium and the planetarium.

And this is the palace. Look, it's me!

So many places we like to go,

A theme park and a film studio.

We really like going to a gallery,

Look! That's a painting by Dalí!

Unit 7

Here's another photo with my sister
May,

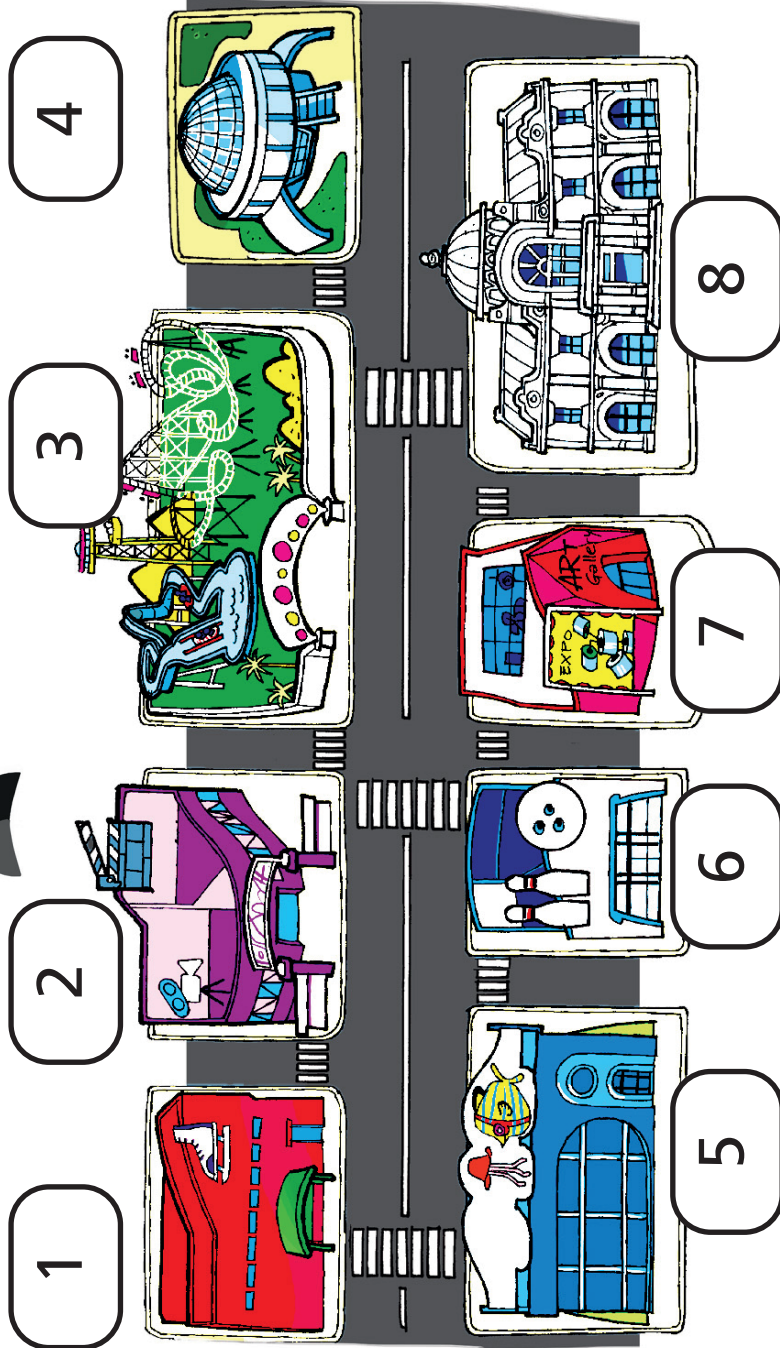
At the skating rink on Saturday.

And here's the bowling alley. Yes,
that's me!

I love going out with my family.



5. Look and ask.



1. skating rink

5. aquarium

2. film studio

6. bowling alley

3. theme park

7. gallery

4. planetarium

8. palace

Where's the
theme park?



It's between
the film
studio and the
planetarium



Lesson 1**Production**

6. Listen and say True or False.  67



My first carnival



My holidays



My first day at
school



Unit 7

7. Ask a classmate.



- a. What was your favourite toy?
- b. What was your favourite colour?
- c. Who was your first teacher?
- d. What was your favourite food?
- e. What was your favourite ice cream flavour?
- f. What was your favourite place?
- g. What was your favourite TV programmer?

8. Read and write about you.



When I was little

By Megan

When I was little, my favourite food was spaghetti and my favourite drink was milk. My favourite toy was my bike. It was red and white. My favourite place was the park and my favourite game was hide and seek. At school, my favourite book was a story about elephants. My favourite subject was Art.



Activity book
Page



Phonics



9. Listen and say. 



Where were **Claire** and **Blair**?

Were they floating on air?

I could **see** **their** **hair**.



Claire and **Blair**

Were at the aqu**a**rium

Or were they at the
planet**a**rium?



Claire went to **see** the
que**e**n at the palace.

Blair went to **meet** sweet
Pete at the the**m**e park.

10. Listen and write the word you hear.



hair

here

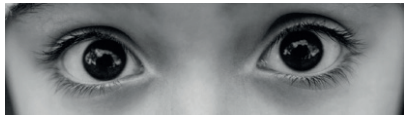


chair

cheer



stare



stir




Claire



clear



Lesson 2**Robbery at the palace!****Find and say!**


11. Read and listen to the story.  70

Why was Granny and Tina in the princess' bedroom?

The princess was in her bedroom.




Fifteen minutes later, in the entrance hall, Tina is visiting the palace with her granny.



Tina is bored. She finds a door.

Hey,
Granny!
Let's go
this way!



And this was King
Zog's throne.

Granny and Tina find the princess's bedroom. Granny sits on the bed and Tina takes a photo.



Later, Granny and Tina are leaving the palace.

She was in the bedroom with that girl. They've got the tiara.



Stop,
thieves!

5

The princess's tiara is missing.

Tina, where were you a quarter to eleven?

I was in the bedroom taking a photo of Granny.



The tiara was on the chair.

The police look at the photos.
They find the thief. It wasn't Granny
and Tina.



The princess gives Granny and Tina medals for finding the tiara.



12. Do you know any palace in Chile?



Stop and think!

Think about the story and answer.



I don't understand the story because...




I understand some parts of the story, but need help with...



I understand the story.
I can help my classmates.

Activity book
Page



Lesson 2**The adventures of Beep.**

13. Look and predict what happens in the story.

14. Read and answer.

Where are Beep and his friends?



Beep and the children are in a film studio!




We can't go home, our robot is broken.


Can we use your computer to fix him?

Oh, all right then!

3

Beep is fixing all of his buttons.





Now, let's
go home!



15. Write a title for the story.



16. Draw what happens next.



Here, Beep
becomes the
movie star!



17. Order de dialogues.



: This is fantastic... Wait!
Don't go!



: We can't go home, our
robot is broken.




: What are you doing? The
robot film is in the next
studio!



: Now, all of my buttons are
working again.

Reflect!

- What robot films do you like?
- Why do robots call our attention?




Lesson 2**CLIL**

18. Read and listen.

**Roberto Matta (1911 – 2002)**

Roberto Matta was a Chilean artist. He went to live to Paris and then Spain, where he met artists like Pablo Picasso and Salvador Dalí. He was a surrealist artist.



Unit 7

Frida Kahlo (1907 - 1954)

Frida Kahlo was from Mexico. She painted almost 200 self-portraits. Her art was inspired by Mexican nature and folklore.



Roberto Matta (1911 – 2002)

Roberto Matta was a Chilean artist. He went to live to Paris and then Spain, where he met artists like Pablo Picasso and Salvador Dalí. He was a surrealist artist.



19. Make a painting inspired on one of these artists' work.



Reflect!

- Do you know the name of more artists?
- Is there a gallery or museum in your town?
- Why is art important?



Activity book
Page 53

Unit 7

Think back!

20. Play a game. 

8:20 	3:55 	11:10 	4:25 
6:30 	Miss a turn!	1:05 	7:40 
2:00 	10:15 	9:10 	3:40 

Where were you
at twenty past
eight?

I was at the
bowling alley



UNIT 8

A busy weekend!

Presentation


1. Look and answer.

a. What's the past simple of take?

b. Do you practise these activities?

2. Listen, point, and say.





go/went to a
café



see/saw a
parrot



run/ran in
the park



meet/met a
friend



write/wrote
an email



take/took
photos



do/did my
homework



have/had
pizza

Unit goals

- Learn about activities.
- Say the past simple of verbs.
- Say Where are the.../They're...
- Read a story.

Activity book
Page  54

Lesson 1**Practice**

1. Listen, read, and role-play.



– Hello, Mark. **Did you have a good weekend?**



– **Yes, I did. I went to the cinema with Ben. We saw a film about sharks.**



– **Sharks! Was it scary?**



– **Yes, it was, but we liked it. Did you have a good weekend, too?**



– **Yes, I did. On Saturday, I met Kim and we went to the shops.**

Unit 8



- What did you buy?



- Kim bought a T-shirt and I bought a book.



- Did you go out on Sunday?



- **No, I didn't. I read my new book and I wrote an email to my cousin.**



- Did you do your Maths homework?



- No, I didn't! I'm going to do it now!



Unit 8

2. Look and read. Which sentences is in the dialogue?

Past simple - irregular verbs

I We	met	my friends.
	read	a magazine.
	went	to the shops.

I We		meet	my friends.
	didn't	read	a magazine.
		go	to the shops.

Did	you	buy	a new T-shirt?
		do	your homework?

Yes,	I	did.
No,	we	didn't.

3. Ask a classmate about last weekend.



1. Did you go to the shops?

2. Did you read a book?

3. Did you do your homework?

4. Did you meet your friends?

5. Did you see any films?

6. Did you take any photos?


Did you go to
the shops?

Yes, I did. I went
with my sister
and she bought a
computer game.

Activity book
Page 

4. Listen and sing. 75

A busy weekend, a busy weekend,
I had a busy weekend with all my friends.
A busy weekend, a busy weekend,
I had a bus-bus-busy weekend!



Unit 8

I did my homework and I read a book.

Then I sent a text message to my friend Anouk.

We met at the cinema near our school.

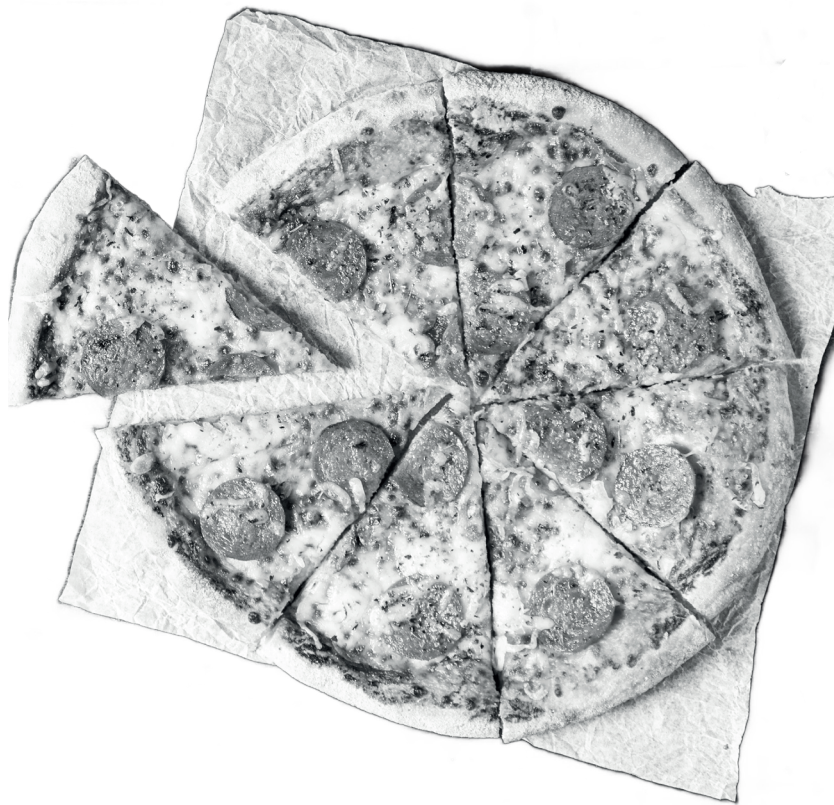
We saw a scary movie. It was really cool!



I wrote an email and I went to swim,
on Saturday morning with my best friend,
Jim.

Then we went to a restaurant with Jane
and Jake,

I had a cheesy pizza and some chocolate
cake.



Unit 8

Sunday morning and we went to the zoo.
We took lots of photos of the kangaroos.
We bought a souvenir and saw the snakes.
But we ran past the crocodiles in the lake!



5. Ask a classmate.



send/sent a text	meet/met a friend	do/did my homework
go/went to a café	run/ran in the park	have/had pizza
write/wrote an e-mail	take/took photos	see/saw a parrot

What's the past simple of send? Spell it!

It's sent!
S - E - N - T.

Activity book
Page



Lesson 1

Production

6. Read, role-play, and guess.



Jackie

On Saturday, I went to an aquarium with my family. We saw some colourful fish. I took photos of the dolphins. On Sunday, I wrote an email to my grandad.

George

On Saturday, I did my homework and I listened to music in my room. On Sunday, I met my friends and we played football in the park. I took photos of my friends.

Rachel

On Saturday, I went to the shops. I bought some new shoes. In the evening, I met my cousins and we went to the cinema. On Sunday, I did my homework and I played cards with my brother.

Charlie

On Saturday, I wrote an email to my friend and I listened to music. On Sunday, I met my granny. We went to a restaurant and we had a big pizza. It was delicious!

Unit 8

Did you
do your
homework?

No, I didn't.

Did you go to a
restaurant?

Yes, I did.

Are you
Charlie?

Yes, I am!



7. Write about your weekend.

I had a good weekend. On Saturday morning I played computer games. On Sunday I went to a café and ran in the park with my dog.



Activity book
Page 

Unit 8

Phonics




8. Read and say a tongue twister. 

Gerald and **J**en met in
the village.

They saw a **j**aguar in a
cage.

Jen took photos while
Gerald jumped of
rage.

Together they freed
the **j**aguar from the
cage.



9. Write j or g.



a. ___ames took ___in___er cookies to his grandma.

James took ginger cookies to his grandma.



b. ___eor___e and ___ane wear yellow ___umpers.



Unit 8

c. ___?___ill sent a ___?___oke to her friend
___?___enny.



d. ___?___asmine saw the film "Aven___?___ers"
and en___?___oyed it.



e. ? erry went to a café to eat ? elly
and ? am.



Lesson 2

A weekend in the mountains!


Find and say!



Tornado



Tsunami



Hurricane



Earthquake

10. Read and listen to the story.  77

Who did they call to fight the fire?

It was Monday morning. Fran called his friend Carla.

Hi Carla, I need to ask a favour!

Oh, hi Fran. Did you have a good weekend?

Uh, well, listen...

1


Unit 8

Uh, I went to
the mountains.



Fran tells Carla about his weekend...

He had a busy weekend. He stayed with his older cousin, Jerry. On Saturday, they went out on their bikes.




Fran's hobby is photography.
Some rabbits ran across the track.
He saw them and took a photo.



Suddenly, they saw lots of wild animals.


Look a fox and
some squirrels!
Why are they
running away?

Something is
wrong. Come on!



Jerry phoned the firefighters and
Fran sent a text to his Aunty.


There's a forest
fire in the
Gallifa valley!



Everyone from the village helped the firefighters. The boys volunteered too. It took all weekend to put the fire out.



Fran had such a busy weekend that he forgot something...



11. Do you know about forest fires in Chile? How can you prevent them?

Stop and think!

Think about the story and answer.



I don't understand the story because...



I understand some parts of the story, but need help with...



I understand the story.
I can help my classmates.


Lesson 2


The adventures of Beep.

12. Look and describe one scene.


13. Read and answer.

Who's Doctor Kronik?





Beep unties the professor.



Doctor Kronik is an expert historian. I think he wants to travel through time with my time key and steal treasure.



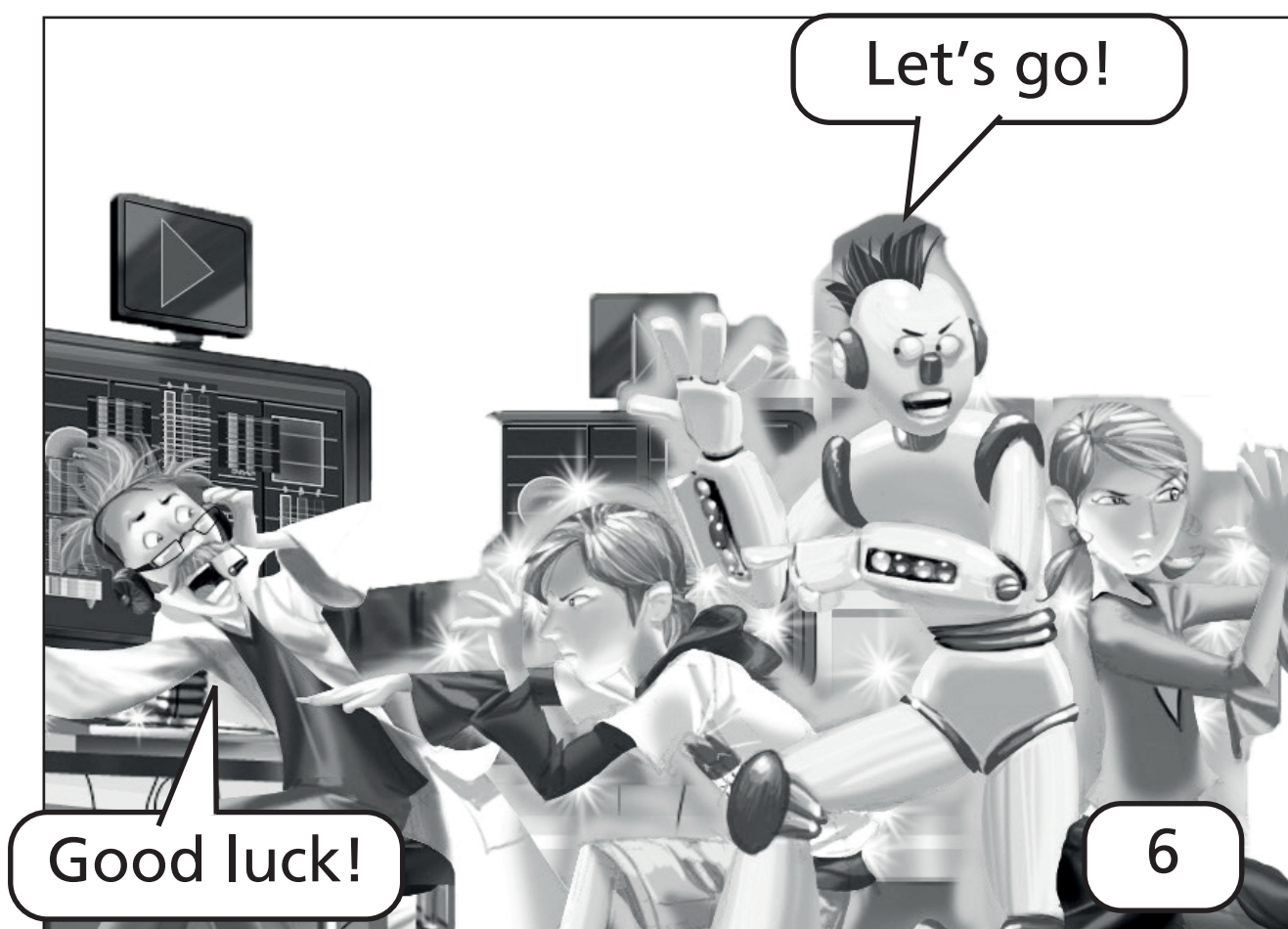
We've got to stop him!

I can travel in time too.
I want to stop Doctor
Kronik.



5

The professor can follow Beep and help with his computer.



To be continued...

14. Find the wrong word in the sentence and replace it with the correct one.



- a. Doctor Kronik is an expert **musician**.
Doctor Kronik is an expert historian.
- b. The nurse can follow Beep and help with computers.
- c. I want to fight Doctor Kronik.
- d. I've got your blue key now. You can't stop me now, Rubik!

15. Order the sentences.



This

OK!

house.

our

is

It's

It's OK. This is our house.

can

I

too.

travel

in

time

Unit 8

It's

Quick!

Dad!

got

stop

to

We've

him!


Reflect!

- Do you think Doctor Kronik should be stopped? Why?
- Would you stop someone who acts like this?




Lesson 2

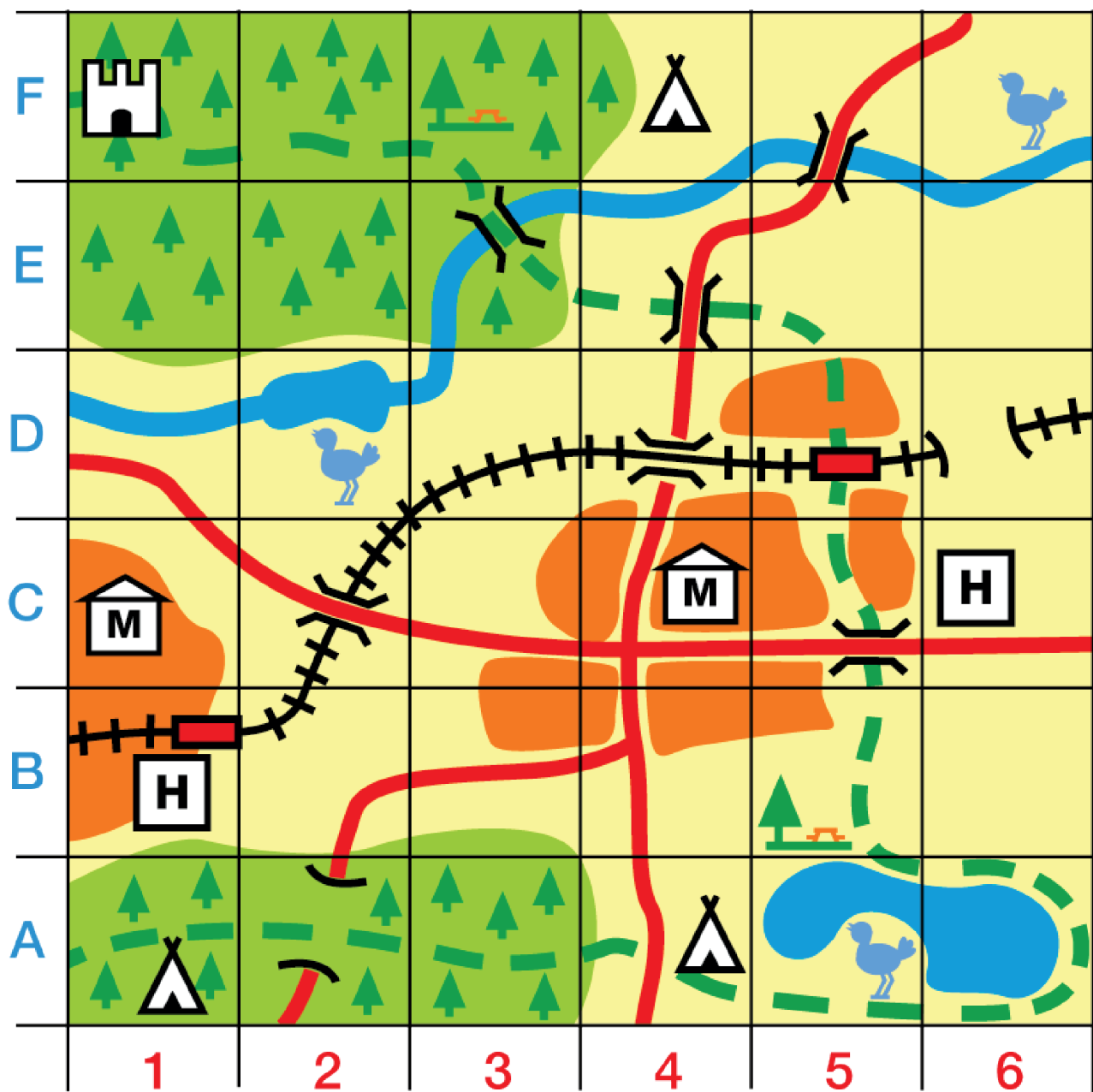
CLIL



16. Read the information about the map.

- **Colours** show towns, forests, and water. What colour are the towns and forests in this map?
- **Lines** show roads, rivers, paths, and railways. What colour are the rivers and roads in this map?
- Maps have **symbols**. What's the symbol for a nature reserve?
- A **key** explains the colours, lines and symbols in a map. How many elements are there in the key?





17. Look at the map and find the coordinates for the following places.



a. The campsites.
(A1, A4, F4)

b. The castle.

c. The hotels.

d. The lakes.

Unit 8

e. The museum.

f. The forest.

18. Look at the map and answer.



1. How many train stations are there?

2. Is there a castle in A1?

3. How many campsites are there?

1. Is there a museum in C5?

2. Where does a road go through a tunnel?

3. Where are the nature reserves?

Unit 8

How many train
stations are
there?

There are two
stations.

No, there isn't.

Is there a
museum in C5?



Activity book
Page 

Think back!

19. Play with a classmate. 

1

Spell the
past simple
of write!

2

Did you
have a good
weekend?

3

How many
trees are
there?

5


Choose:
took...
a) photos
b) emails
c) park

4

Say: ginger
cookies!

6

Did you
do your
homework?



7

How many
campsites
are there?



8

Spell the
past simple
of have!

9

Miss a turn!

12

Choose:
Went to...
a) a café
b) my
homework
c) a friend

11

Say!
"Gerald and
Jen met in
the village."

10

Did you
go out
yesterday?

13

How can you prevent
a forest fire?

Review

Units 7 - 8

It's trivia time!

1. Read and answer.











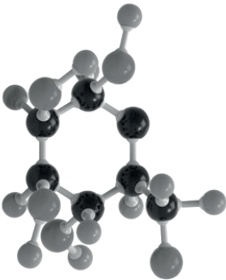


1. It's a very big house. Kings and queens live here.
2. You can see paintings and sculptures here.
3. There are dolphins, octopuses and jellyfish, but it isn't the ocean.
4. It's a good place to learn about the moon, planets and stars.
5. There are lots of cameras and lights. Actors work here.

6. It's cold and dark. Bats live here.
7. There are lots of houses and shops here.



2. Look at Kim's schedule. Ask answer True or False.

Kim's Schedule

Monday			
Tuesday			
Wednesday			
Thursday			
Friday			

Kim takes
photos on
Friday.

False! She took
photos on
Tuesday.






3. Play a game.



Activity book
Page



<p>What's the past simple of:</p> <p>a) go</p> <p>b) write</p> <p>c) meet</p>	<p>Do you like the theme parks?</p>	<p>What time is it?</p> 	<p>Say places in your town.</p>
<p>Say 5 aquarium animals.</p>	<p>Say and spell!</p> 	<p>What's the past simple of:</p> <p>a) have</p> <p>b) take</p> <p>c) run</p>	<p>Say and spell the past time of take.</p>

<p>Say two words with the g sound.</p>	<p>What did you do during your weekend?</p>	<p>Say two famous artist.</p>	<p>What time is it?</p> 
<p>What can you see in the planetarium?</p>	<p>Answer! Did you ran in the park yesterday?</p>	<p>What's the past simple of: a) buy b) see c) do</p>	<p>Say and spell!</p> 