

**ADAPTACIÓN A MACROTIPO  
INGLÉS  
1º BÁSICO**

**AUTORES:**

Brendan Dunne

Robin Newton

**EDITORIAL RICHMOND**

**INSTITUCIÓN**

Biblioteca Central para Ciegos


**DIRECCIÓN**

Rafael Cañas #165, Providencia

Santiago de Chile

Año 2025





**Presentation**

**Welcome to  
first grade!**



# Contents

## Unit 1 At school

Page 1

## Unit 2 My body

Page 24

## Unit 2 My family

Page 44

## Unit 4 Perfect pets

Page 68

**Unit 5**  
**My favourite  
food**

**5**

Page 92



**Unit 6**  
**My toys**

**6**

Page 117



**Unit 7**  
**In the house**

**7**

Page 137



**Unit 8**  
**On holiday**

**8**

Page 161



**Festivals**

Page 187

Hello! \_\_\_\_\_

**HELLO!**



1. Listen and point. (2)





2. Listen and chant. (3)

**Activity book**

Page



Hello! \_\_\_\_\_



3. Listen, point and say. (4)





4. Sing and point. (5)

**Activity book**

Page



Hello! \_\_\_\_\_

What do I know?



1. Listen and point. (6)





## 2. Look and say.



Hello!

---

3. Count and say.



4. Say the missing number.

1 2 ? 4 ? 6 7 ? ? 10






5. Write your name.

---

---

**Hello!** \_\_\_\_\_

**Stop and think!**

| Read and show a face.   |  |
|---|--|
|    | I don't understand the activities.         |
|   | I need help with the activities.           |
|  | I understand.<br>I can help my classmates. |

**Activity book**

Page



# UNIT 1 | At school



## Presentation

1. Count all the school objects.



2. Listen, point and say. (7)

book




sharpener




school bag



rubber



pencil



crayon



# Unit 1

---


pen



glue



ruler



## Unit Goals

- Name school objects.
- Sing songs and chants.
- Listen to a story.

**Activity book**

Page



## LESSON 1 | Practice



1. Listen and say. (8)

①

②

④

⑤

③

What's this?

It's a book.



## 2. Play.



What's this?



It's a ruler!



## Production



3. Draw and write.





#### 4. Listen and chant. (9)

Hey, what's this?

Do you know?

It's a

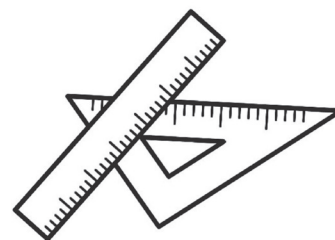


No, no, no!

Hey, what's this?

Can you guess?

It's a



Yes, yes, yes!



**Activity book**

Pages



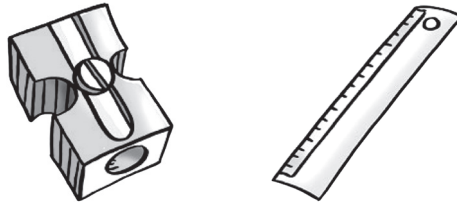
## LESSON 2 | Let's share

Find!



5. Listen to the story. (10)

Who has the **sharpener** and the **ruler**?



1



2



# Unit 1

3



4



5



6



7






8





6. Act your favourite scene.

Stop and think!

| Read and show a face.   |  |
|---|--|
|  | I don't understand the activities.         |
|  | I need help with the activities.           |
|  | I understand.<br>I can help my classmates. |

## LESSON 2 | Beep's world

7. Look. Who's Beep?




8. Listen. (11)

## Where are the children?

1




2




# Unit 1

---


3



4



5



6



9. What's the magic word?

Do you use it?


Activity book

Page

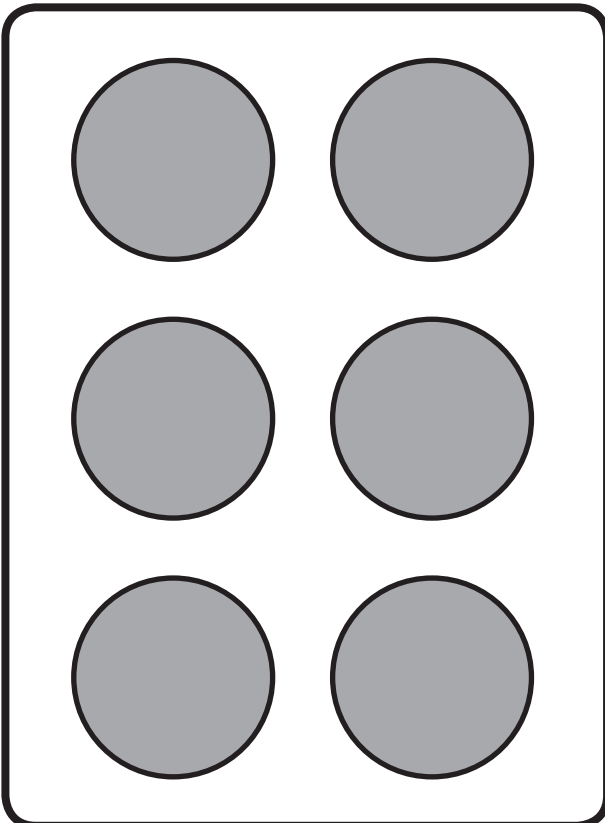


10. Follow the steps.

a. Look.



b. Count.



c. Say.

6  
six




# Unit 1

---

## Reflect!



Can you see any numbers in the picture?



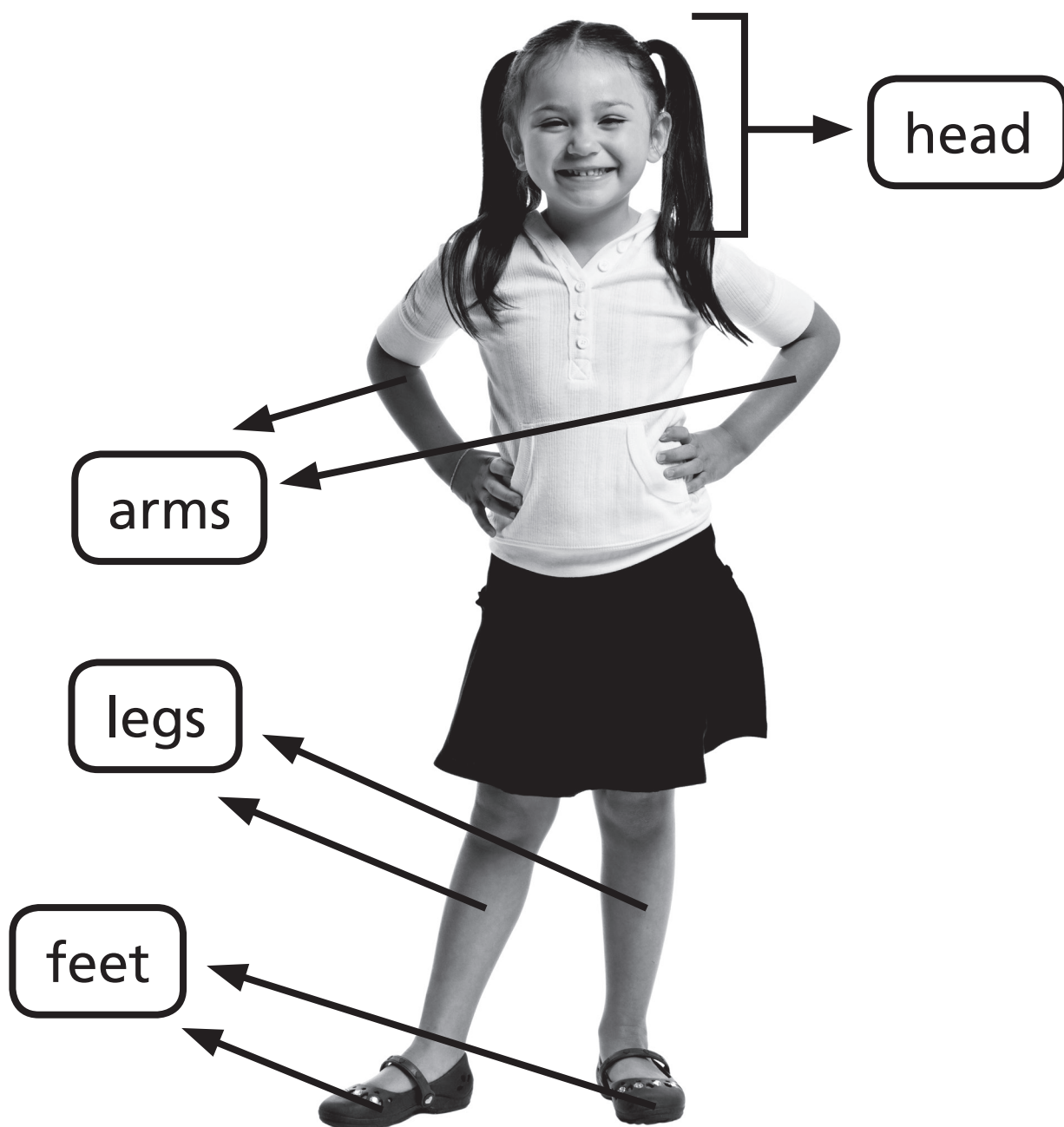
Where else do you see numbers?

**Activity book**

Page



# UNIT 2 | My body





hair

Activity book  
Page



## Presentation



1. Listen, point, and say. (13)



2. Listen and chant. (14)

## Unit 2

---



hands



toes



knees



nose



eyes



mouth



ears


### Unit Goals

- Say the parts of the body.
- Follow a short dialogue.
- Enjoy a story.
- Sing songs and chants.

## LESSON 1 | Practice



1. Listen and role-play. (15)





## 2. Listen and chant. (16)

All stand up and stamp your feet!

Move your body to the beat!

Wave your arms and touch  
your nose!

Shake your hands and touch  
your toes!

Activity book

Pages



### Production



3. Sing. (17)

I'm Charlie the clown.

Stand up! Sit down!


I'm Charlie the clown.

Look at me!



#### 4. Look and say.

Blue hair.



Activity book  
Pages



## LESSON 2 | Charlie the clown!

Find!



5. Listen to the story. (18)

Where's ?



1



2



## Unit 2

3



4



5



6



7






8





## 6. What happens first?


**Stop and think!**

| Read and show a face.   |  |
|---|--|
|  | I don't understand the activities.         |
|  | I need help with the activities.           |
|  | I understand.<br>I can help my classmates. |

### LESSON 2 | Let's play



7. Play a game.





8. Look and say.

Activity book


Page



Think back!



9. Play with your classmates.



# UNIT 3 | My family



## Presentation




1. Listen, point, and say. (20)




2. Listen and chant. (21)

## Unit 3

---





### Unit Goals

- Name family members.
- Say my age.
- Enjoy a story.
- Sing songs and chants.

**Activity book**

Page



## LESSON 1 | Practice

This is my family.




1. Listen and point. (22)

## Unit 3

---



mum



grandad



sister



dad



brother



granny



## 2. Listen and sing. (23)

This is my family.

Say "hello" to my family.

This is my family.



**Activity book**

Pages



### Production

3. Count and point.





### 4. Listen and chant. (24)

How old are you?

How old are you?

Are you one? Are you two?

How old are you?

How old are you?

Are you three? Are you four?

**Activity book**

Pages



## LESSON 2 | The surprise party!

Find!



5. Listen to the story. (25)

## Unit 3

How old is



1



2



3



4



5



6



7



8





6. Draw your favourite character.

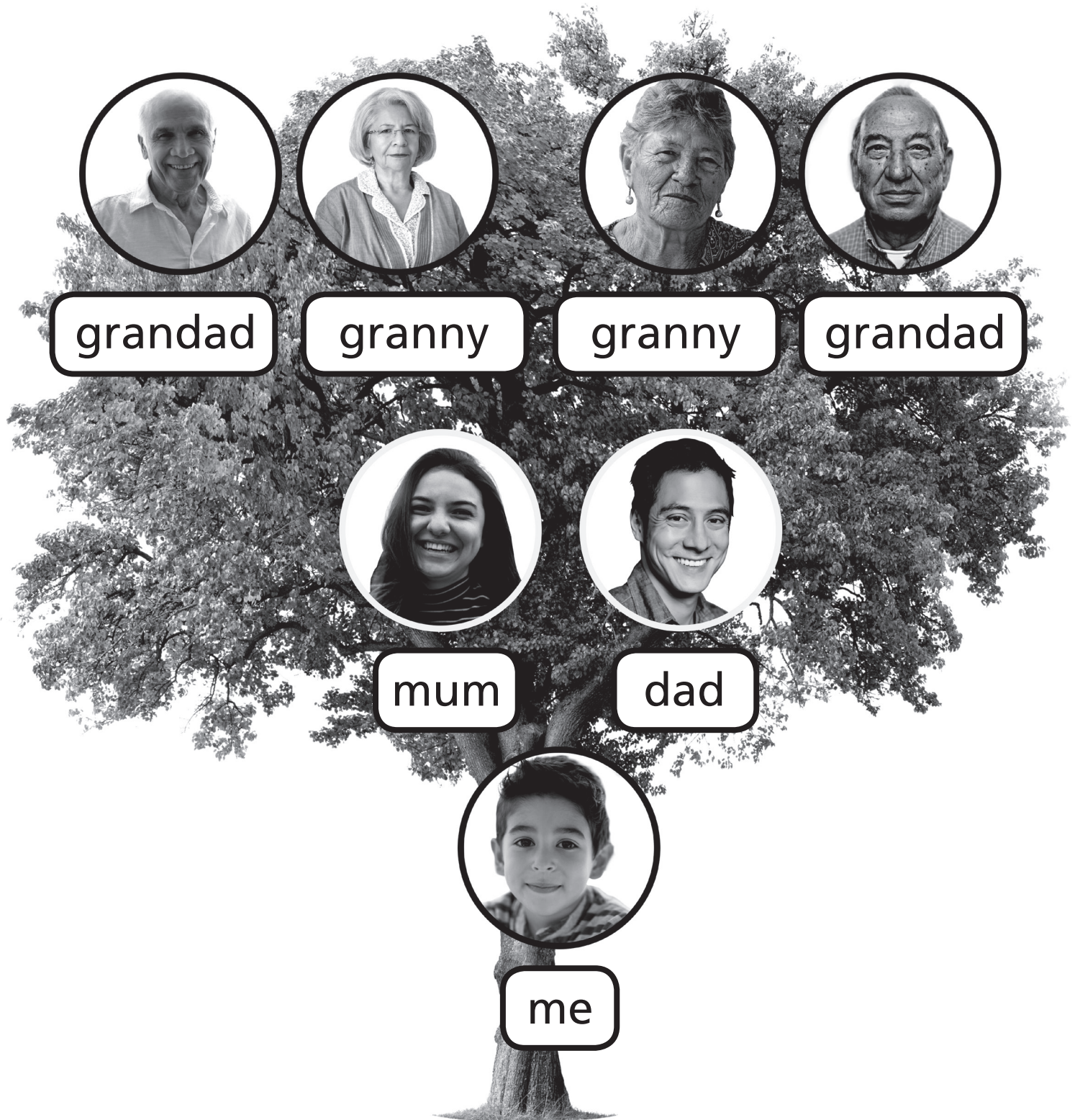
**Stop and think!**

| Read and show a face.  |  |
|--|--|
| A simple line drawing of a sad face with a straight line for a mouth and slanted eyebrows. | I don't understand the activities.         |
| A simple line drawing of a neutral face with a slight smile and two dots for eyes.         | I need help with the activities.           |
| A simple line drawing of a happy face with a wide open mouth and two dots for eyes.        | I understand.<br>I can help my classmates. |

## LESSON 2 | CLIL

7. Point and say.


## Unit 3





8. Draw your family tree.

9. Now, create your poster.



1 Draw a family member.

## Unit 3

---



② Write about  
your family  
member.



③ Show.

## Reflect!

- Is this person important to the boy?  
Why?



Activity book

Page




# UNIT 4 | Perfect pets



68



36



## Presentation



1. Listen, point, and say. (27)



2. Listen and chant. (28)


## Unit 4

---

hamster



goldfish



dog



rabbit





cat



parrot



rat



frog

### Unit Goals

- Say the name of pets.
- Enjoy a story.
- Follow instructions.

Activity book

Page




## LESSON 1 | Practice



1. Listen and point. (29)


1




2



3



4





### 2. Listen and sing. (30)

Can you guess my pet?

Can you guess my pet?

Is it a hamster?

Is it a rabbit?

Can you guess my pet?

**Activity book**


Pages



## Production





3. Listen, point and say. (31)




Sit down!









4. Listen and chant. (32)

Activity book

Page



## LESSON 2

### The mystery of the black cat!

Find!



5. Listen to the story. (33)

Who finds the **black cat** ?



1



2



3



4



5



6



## Unit 4

7






8





## 6. Role-play your favourite scene.

**Stop and think!**

| Read and show a face.   |  |
|---|--|
|  | I don't understand the activities.         |
|  | I need help with the activities.           |
|  | I understand.<br>I can help my classmates. |

**Activity book**

Page



## LESSON 2 | Let's play



7. Play a game.



Is it brown?

Yes, it is.  
No, it isn't.



**Activity book**

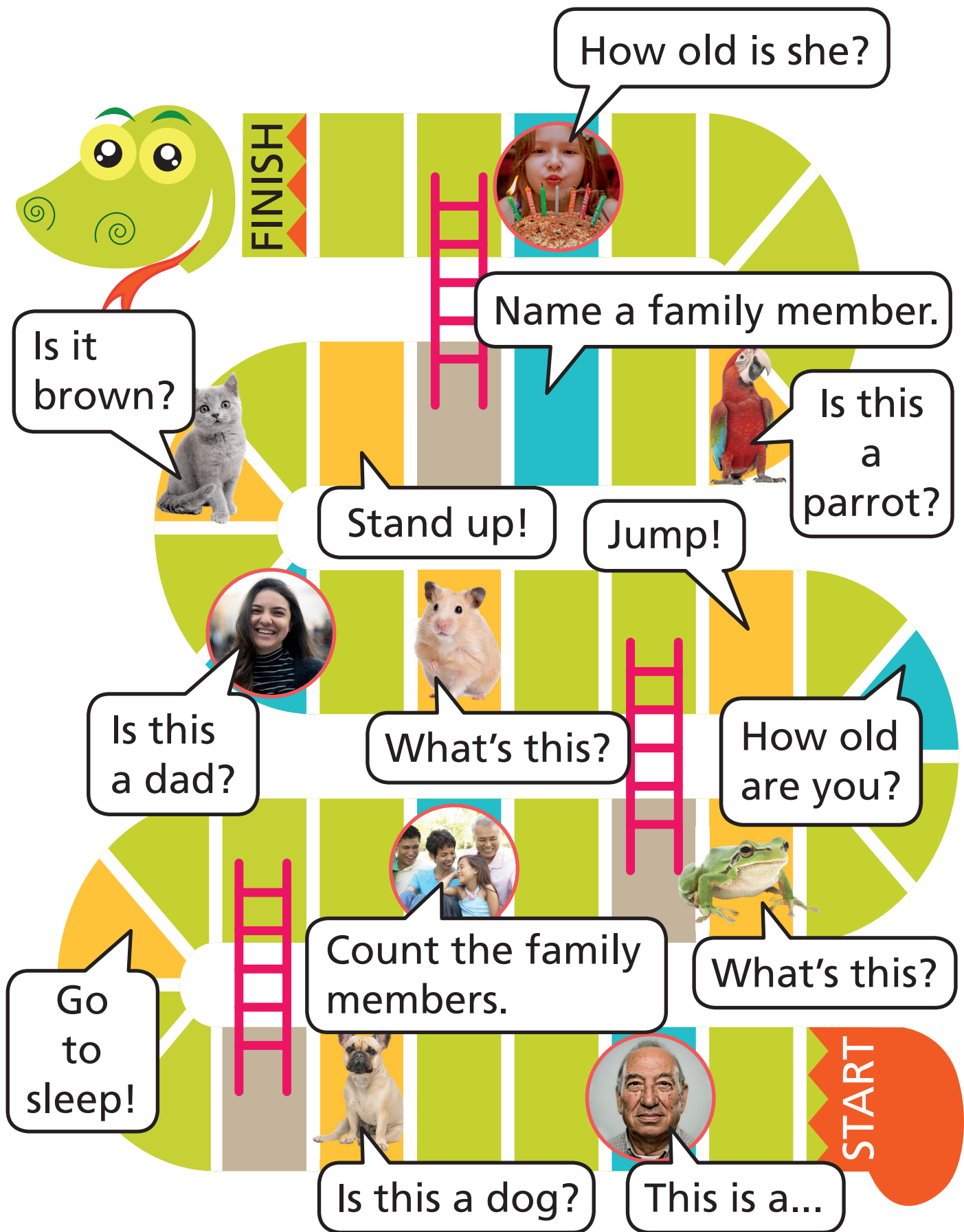
Page



**Think back!**



**8. Play with your classmates.**



# UNIT 5 | My favourite food



## Presentation



1. Listen, point, and say. (35)



2. Listen and chant. (36)

## Unit 5

---



bread



chocolate



apples



bananas



oranges



sausages



chicken



juice



cheese



yoghurt



cake

**Activity book**

Page



### Unit Goals

- Name food.
- Express likes and dislikes.
- Sing songs and chants.

## LESSON 1 | Practice



I like...



I don't like...



## 1. Listen and show. (37)


1



2



3



4



### Production



2. Look and write.





### 3. Ask and answer.

Do you like  
cakes?

Yes, I do.



## Unit 5

---



chocolate



bread



yoghurt



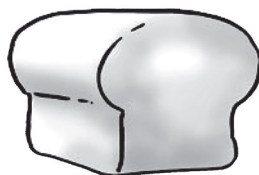
chicken

Activity book  
Page





## LESSON 2 | I like chocolate cake!

Find!



4. Listen to the story. (38)

## Unit 5

Who eats the  and  ?

1




2



3



4



5



6



7



8



## Unit 5






5. What food does



like?

**Stop and think!**

| Read and show a face.   |  |
|---|--|
|  | I don't understand the activities.         |
|  | I need help with the activities.           |
|  | I understand.<br>I can help my classmates. |

**Activity book**

Page



## LESSON 2 | Beep's world


6. Where are Beep and Robbie?



7. Listen. (39)

## Who's the chef?


1




2




3




4



5



6



8. Is Beep a good chef?

**Activity book**

Page




9. Look and choose.

## Unit 5

---

### Materials:



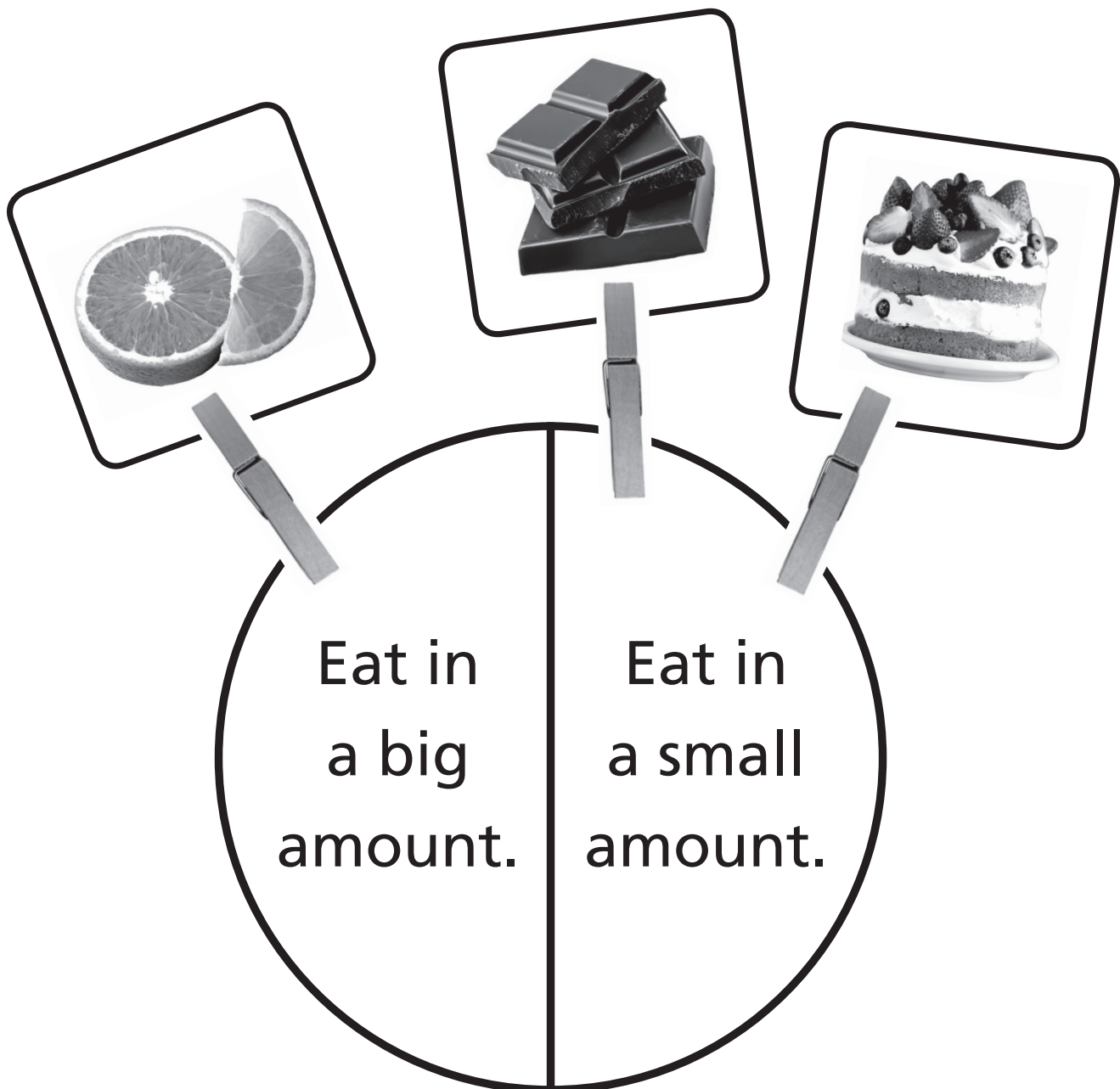
Eat in  
a big  
amount.

Eat in  
a small  
amount.

a. Cut.

b. Paste.

c. Choose.



## Unit 5

---

### Reflect!

- Choose a snack! Explain why you prefer it.



**Activity book**  
Page



# UNIT 6 | My toys



### Presentation



1. Listen, point, and say. (41)



2. Listen and chant. (42)

plane



computer game



ball




train

## Unit 6

---



bike



kite



car



teddy



doll

**Activity book**

Page




## Unit Goals

- Name toys.
- Ask my friends about their toys.
- Sing songs and chants.

## LESSON 1 | Practice



1. Listen, find, and point. (43)





## 2. Look and act.

Have you  
got a bike?



No, I haven't.



Activity book  
Page



## Unit 6

---

### Production



3. Listen and chant. (44)


Have you got a bike?  
Have you got a bike?  
Ruby, Ruby,  
tell me please!  
Yes, I have.





4. Draw and write.

My favourite toy.



This is a train.

It's red.

Activity book


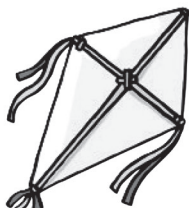
Page



## LESSON 2

### Computer games are boring!

Find!



5. Listen to the story. (45)


## Unit 6

What are  and  doing?


1



2




3




4



5



6



7



8








6. What games does



like?

**Stop and think!**

| Read and show a face.   |  |
|---|--|
|  | I don't understand the activities.         |
|  | I need help with the activities.           |
|  | I understand.<br>I can help my classmates. |

**Activity book**

Page

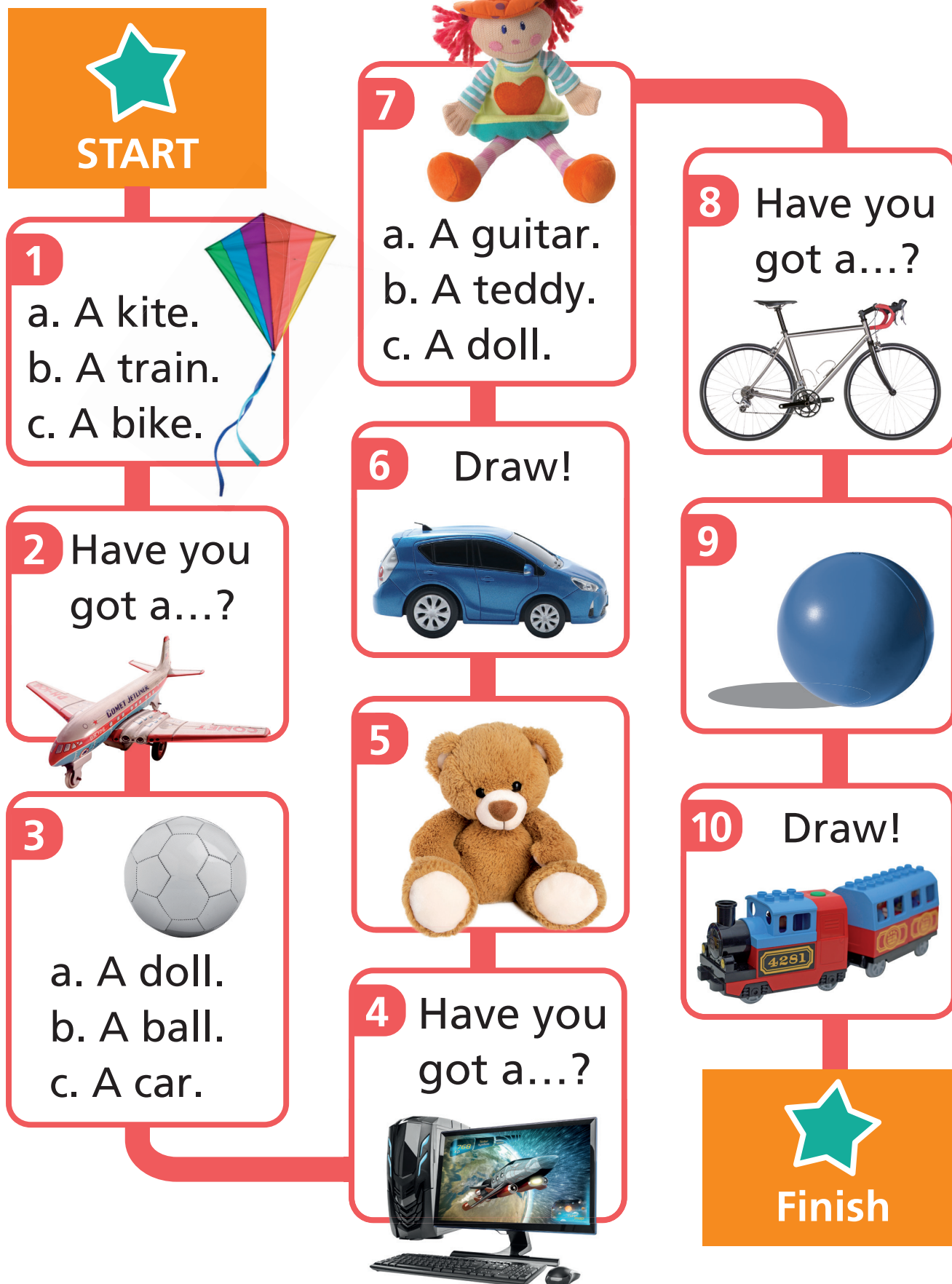


## LESSON 2 | Let's play



7. Play a game.

## Unit 6



**Activity book**


Pages

42-43**Think back!****8. Play with your classmates.**

# Unit 6



# UNIT 7 | In the house



### Presentation



1. Listen, point, and say. (47)



2. Listen and chant. (48)




garden

bathroom

kitchen

hall



bedroom

living room

**Activity book**

Page



## Unit Goals

- Name the rooms of the house.
- Find objects in the house.
- Enjoy a story.

## LESSON 1 | Practice

Dad! Where's  
my pencil?



1. Listen and order. (49)

A



B



C



D





## 2. Listen and sing. (50)

Where's my ruler?

Where's my ruler?

What can I do?

Look! It's in the kitchen!

Oh! Thank you!

**Activity book**

Pages



## Unit 7

### Production



3. Look, listen, and say. (51)



chair



table





bath



bed



#### 4. Listen, point, and say. (52)





5. Look and say.

Where's the chair?

It's in Lee's bathroom!

**Activity book**

Pages



## LESSON 2 | The castle adventure!

Find!



6. Listen to the story. (53)

1




2




3



4



5



6



7






8



## Unit 7



**Stop and think!**

| Read and show a face.   |  |
|---|--|
|  | I don't understand the activities.         |
|  | I need help with the activities.           |
|  | I understand.<br>I can help my classmates. |

## LESSON 2 | Let's play!



8. Look and ask.

Where's  
the kite?

It's in the  
living room!







## Unit 7


---

### CLIL




#### 9. Make your own room.

#### Materials:





## Living room



## Unit 7

---

### Reflect!

- Which is your favourite room? Why?



Activity book  
Page



# UNIT 8 | On holiday




### Presentation




1. Listen, point, and say. (55)



2. Listen and chant. (56)



## Unit 8



**Activity book**

Pages




## Unit Goals


- Name seaside words.
- Name seaside activities.
- Say I'm happy / I'm sad.

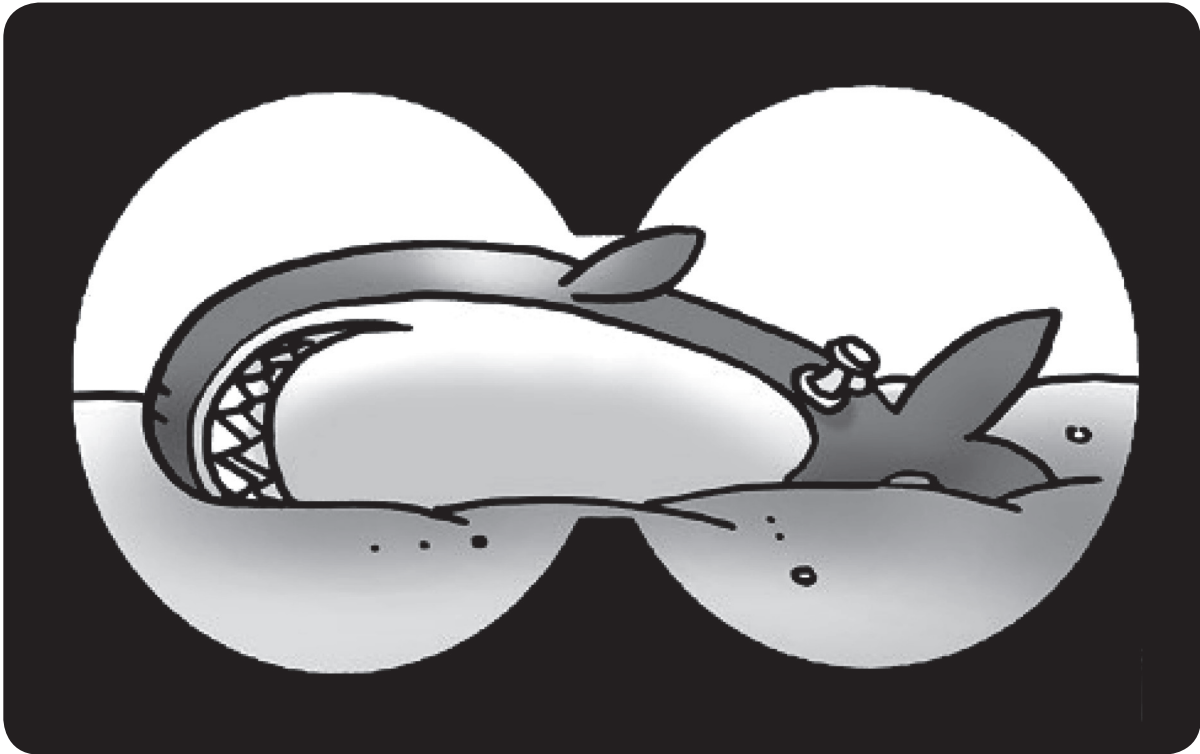
## LESSON 1 | Practice



1. Listen and point. (57)









2. Look and write.  
Follow the example.

What can you see?



A pink shell

## Unit 8

---

①



A yellow \_\_\_\_\_

②



A grey \_\_\_\_\_

3



4



5



**Activity book**

Page



## Production



3. Look, say, and role-play.

I'm hungry!









### 4. Listen and sing. (58)

This is the way I eat a sandwich,  
eat a sandwich,  
eat a sandwich.

This is the way I eat a sandwich,  
when I'm hungry.

**Activity book**

Page



## LESSON 2 | A day at the funfair!


Find!



5. Listen to the story. (59)

## Who gets lost?

1



2



3



4




5



6



7






8





6. Draw a different ending.

Stop and think!

| Read and show a face.   |  |
|---|--|
|  | I don't understand the story.              |
|  | I need help with the story.                |
|  | I understand.<br>I can help my classmates. |

Activity book

Page

54

## LESSON 2 | Let's play



7. Say and guess.

I see a red...

Ball!



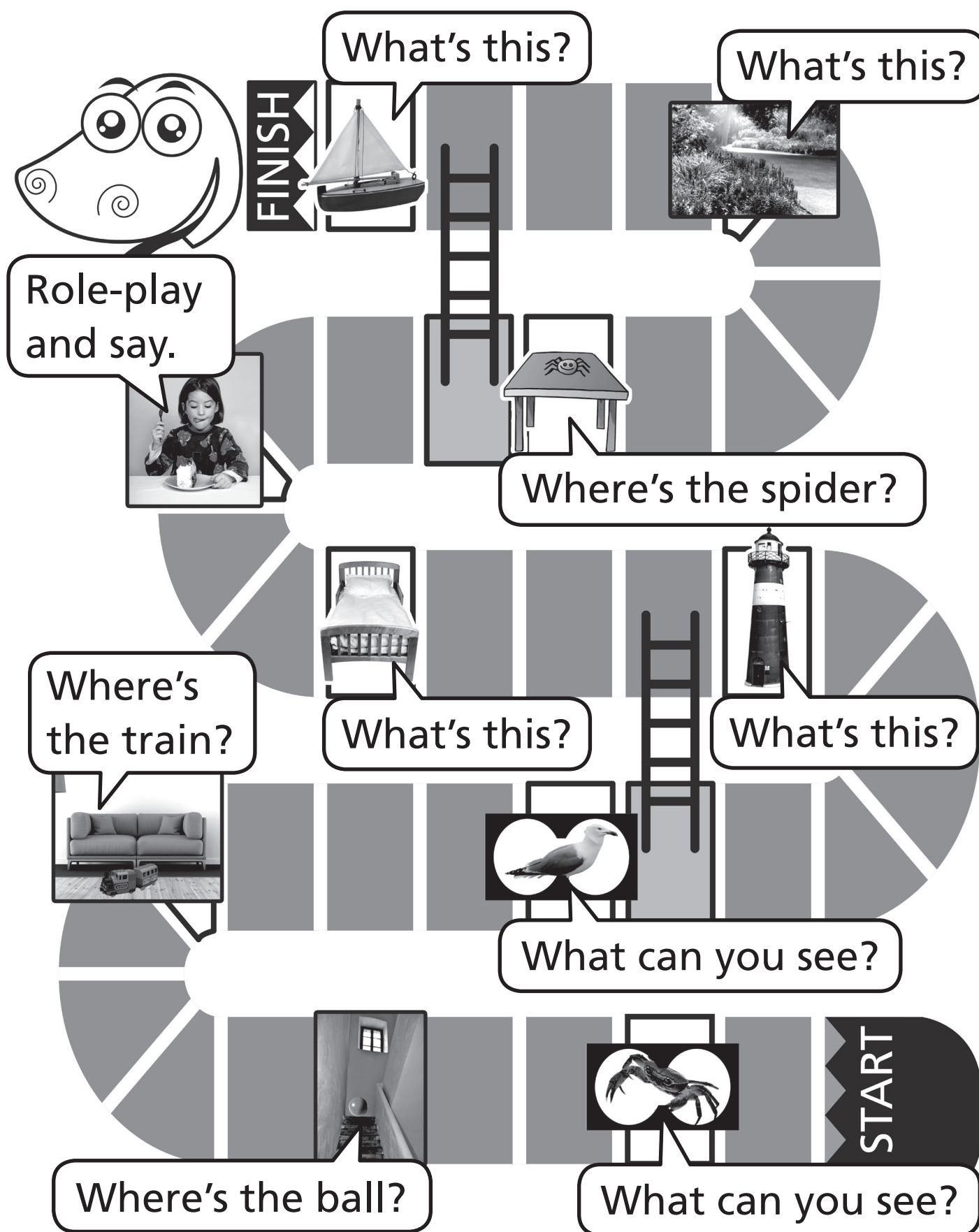


**Activity book**

Page


**Think back!****8. Play with your classmates.**







# Unit 8



## FESTIVALS | Easter

1. Count and say.







2. Guess the riddle with a classmate.

How does Easter end?

**Activity book**


Page



## FESTIVALS | Halloween



3. Listen and point. (61)





#### 4. Listen and sing. (62)

Halloween, Halloween.

What can you see?

I can see a scary ghost chasing me.

Aargh!

**Activity book**

Page



## FESTIVALS | Christmas

5. Look and say.



present

Christmas tree





### 6. Listen and sing. (63)

Here comes Santa.

Can you see?

Coming down the chimney.

With presents for you.

And presents for me!



7. Draw your Christmas celebration.

**Activity book**

Page







# **EXTRA ASSESSMENTS**

**Material fotocopiabile**

# Unit 1

## At school

EXTRA ASSESSMENTS





# Unit 1 Diagnostic assessment

Date : \_\_\_\_\_ Score : \_\_\_\_\_ / 10

Name : \_\_\_\_\_

## 1 Trace and colour.




Green




Blue




Red




Yellow



Orange



Purple



## Unit 1 Intermediate assessment A

Date : \_\_\_\_\_ Score : \_\_\_\_\_ / 10

Name : \_\_\_\_\_

---

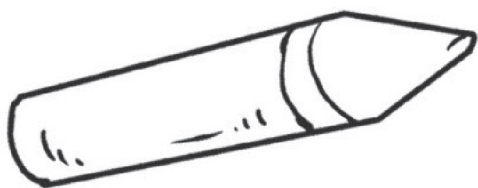
**1** Look, read, and circle. \_\_\_\_\_ / 4



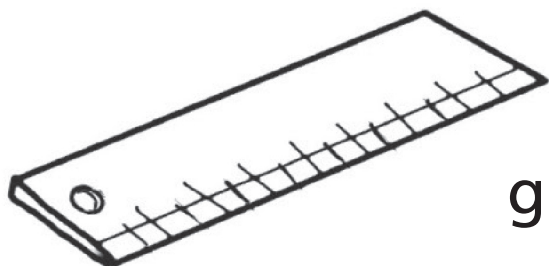
pen/pencil



pencil case / school bag




crayon / rubber



glue / ruler

**2** Look, count, and write. \_\_\_\_\_ / 6



☐ rubbers

☐ pencil case

☐ books

☐ glues

☐ pens

☐ sharpeners

## Unit 1 Intermediate assessment B

Date : \_\_\_\_\_ Score : \_\_\_\_\_ / 10

Name : \_\_\_\_\_

---

**1** Look and read. Then, choose and write.

pen sharpener pencil  
pencil case school bag crayon  
rubber glue ruler book



This is a

\_\_\_\_\_




This is a

---



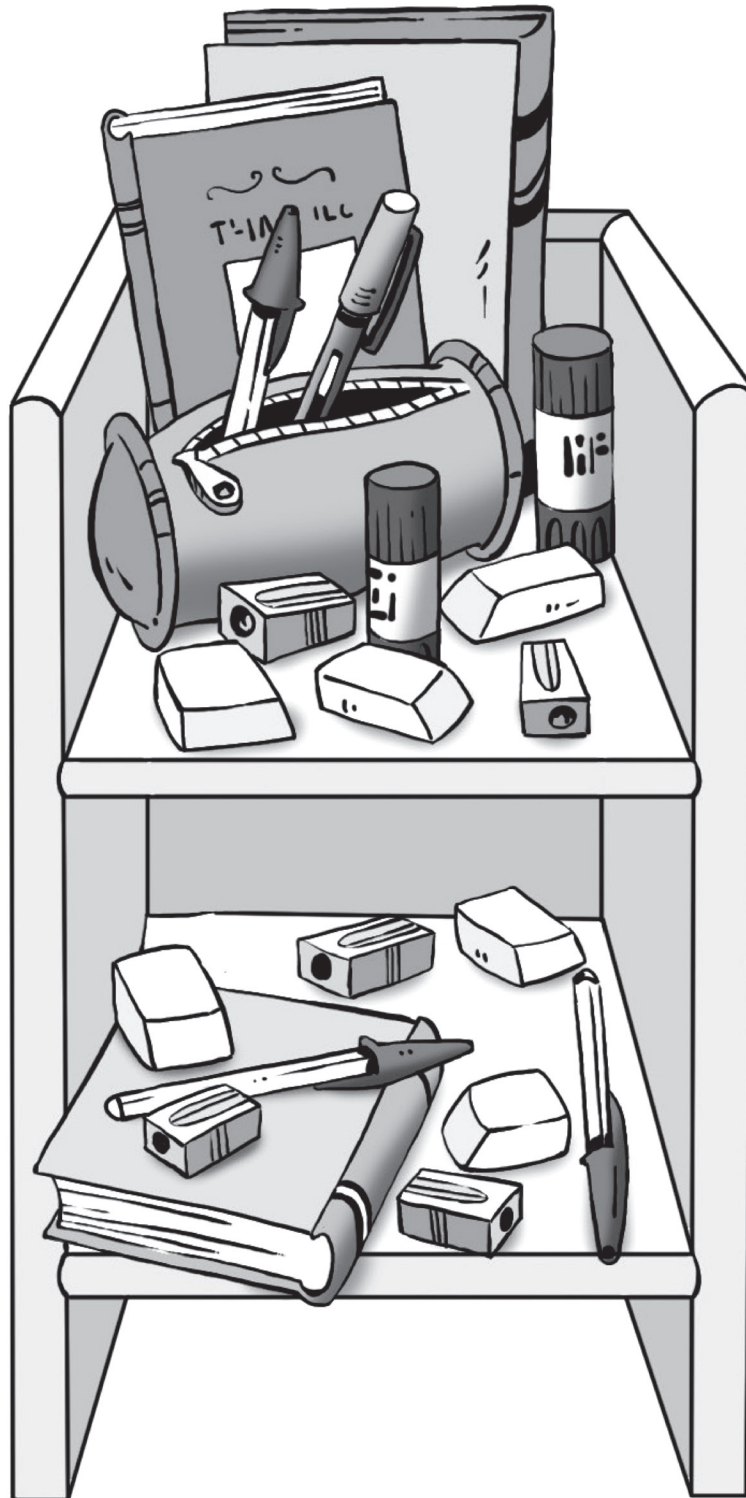
This is a

---



This is a

---



There is one \_\_\_\_\_

There are six \_\_\_\_\_

There are three \_\_\_\_\_

There are four \_\_\_\_\_

There are two \_\_\_\_\_

There are five \_\_\_\_\_

## Unit 1 Final assessment

Date : \_\_\_\_\_ Score : \_\_\_\_\_ / 17

Name : \_\_\_\_\_

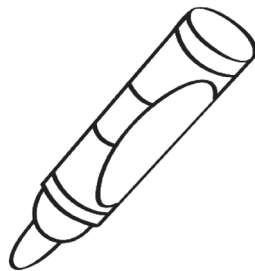




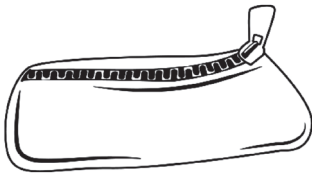




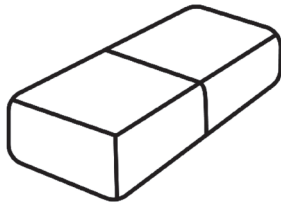

---

**1** Listen and tick ✓  
the school objects.

\_\_\_\_\_ / 6








12

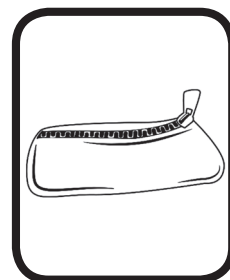

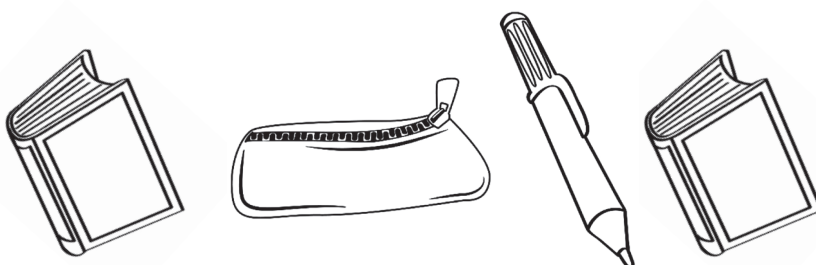





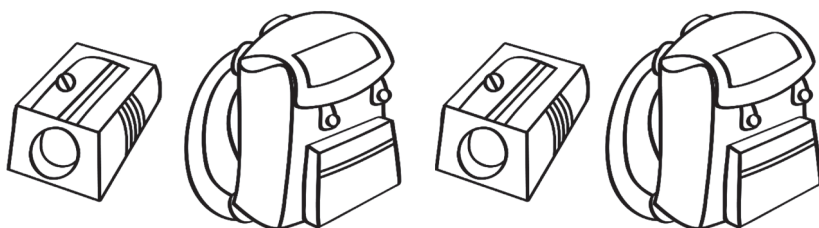


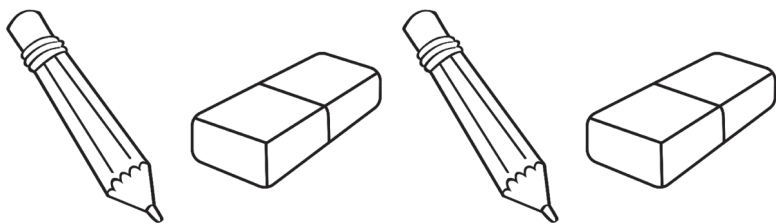


**2** Count the objects and match  
the puzzle pieces.

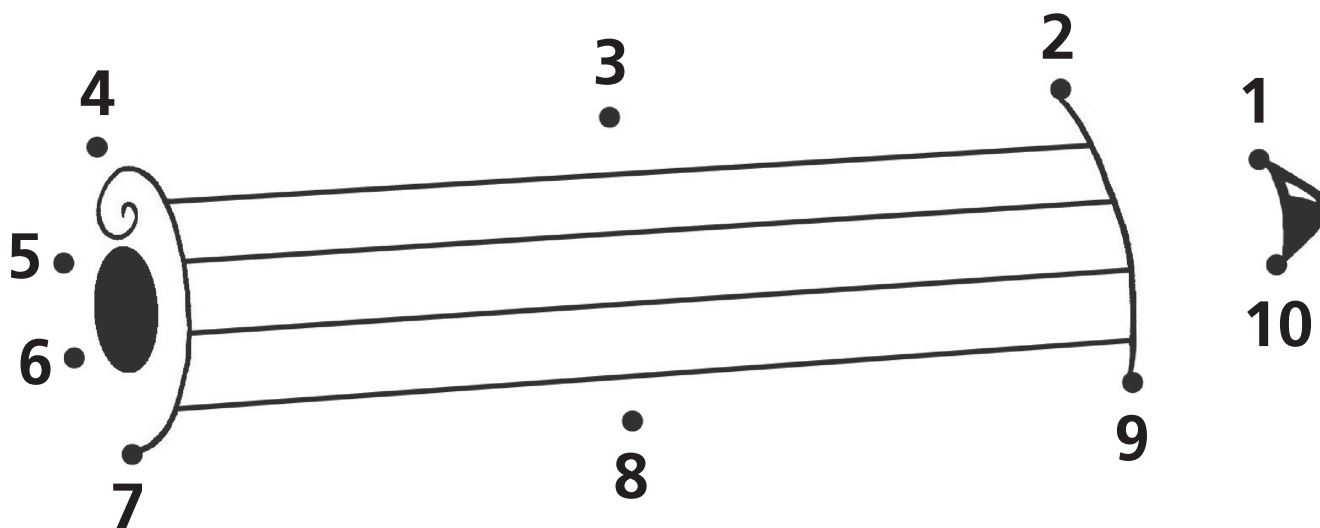
\_\_\_\_\_ / 5



**3** Look at the sequence and colour the picture that comes next. \_\_\_\_\_ / 4



**4** Join the numbers. Then trace  
over the word. \_\_\_\_\_ / 2



# Unit 2

## My body

EXTRA ASSESSMENTS



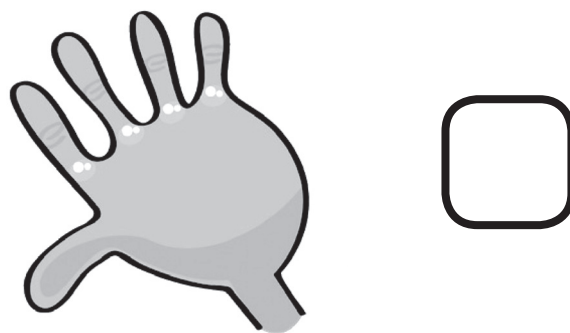
## Unit 2 Diagnostic assessment

Date : \_\_\_\_\_ Score : \_\_\_\_\_ / 24

Name : \_\_\_\_\_

---

### 1 Look, circle, and count.





## **Unit 2** Intermediate assessment A


Date : \_\_\_\_\_ Score : \_\_\_\_\_ / 6

Name : \_\_\_\_\_

---

- 1** Look at the words and the picture.  
Then write the correct body part.

arm   hair   eye   leg   ear   nose



## Unit 2 Intermediate assessment B

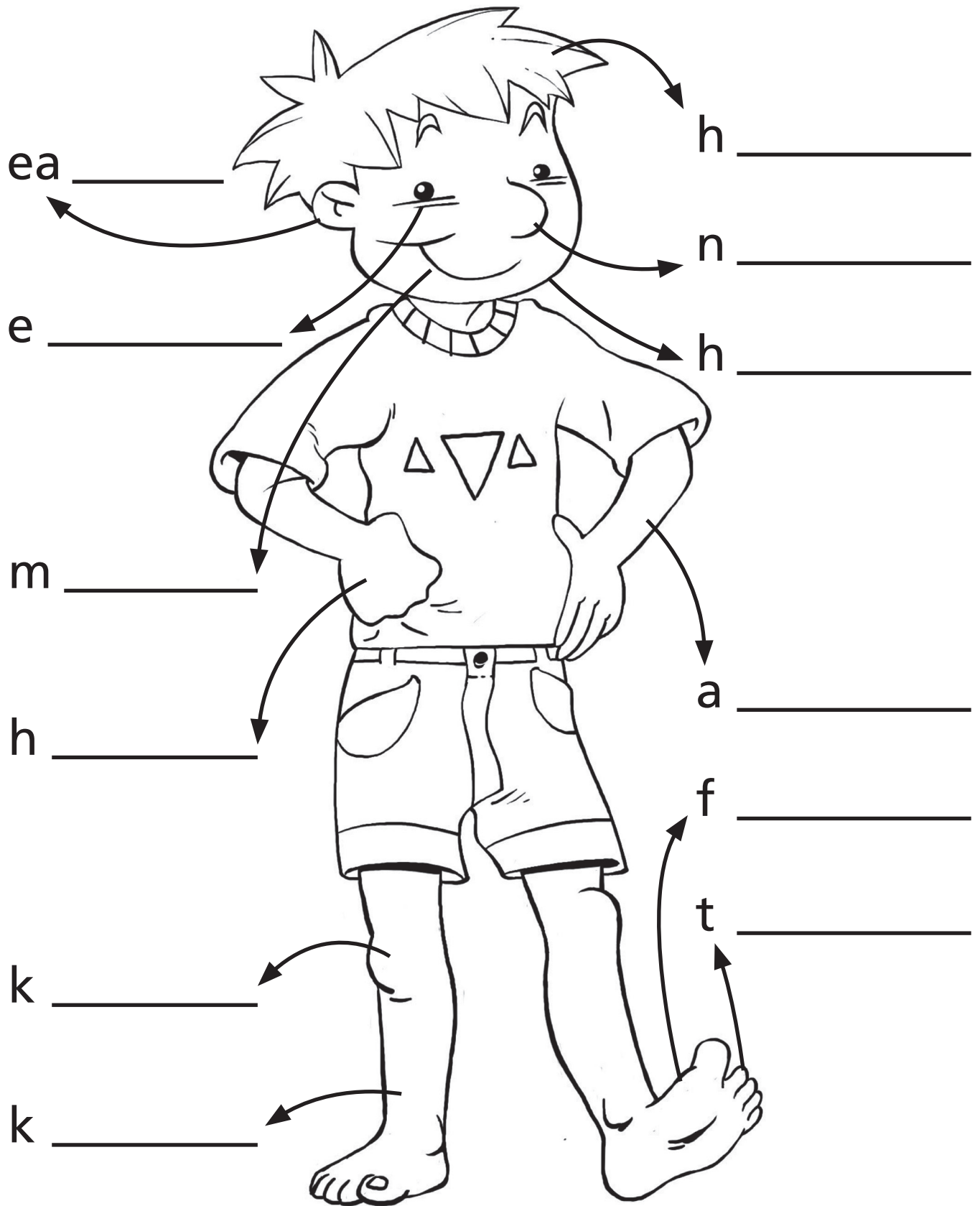
Date : \_\_\_\_\_ Score : \_\_\_\_\_ / 12

Name : \_\_\_\_\_

---

- 1** Look at the words and the picture.  
Then write.

arm hair head eye hand  
mouth knee leg toe nose  
ear foot



## Unit 2 Final assessment



Date : \_\_\_\_\_ Score : \_\_\_\_\_ / 6


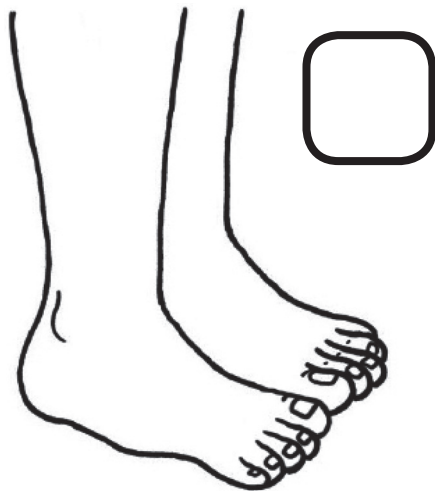
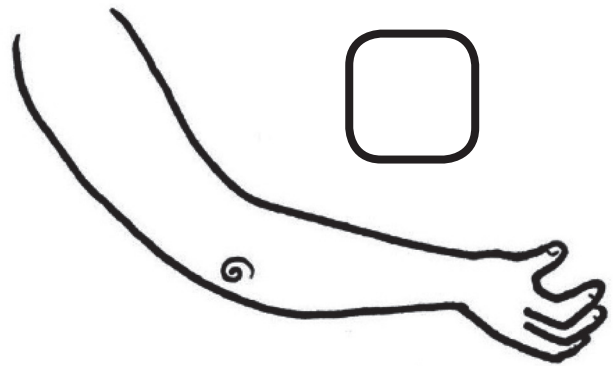
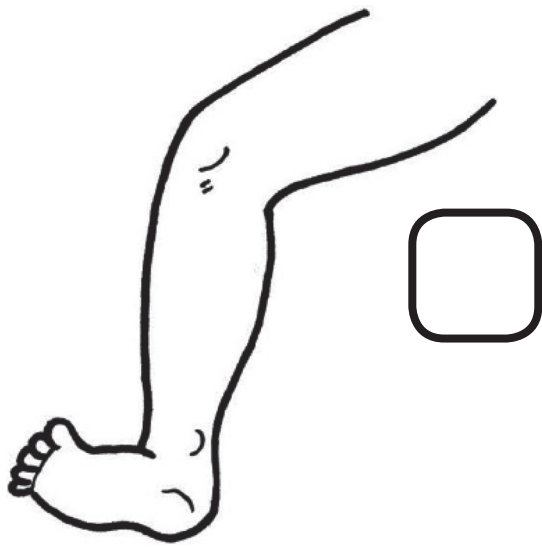
Name : \_\_\_\_\_

---

**1** Listen and tick ✓  
the parts of the body.

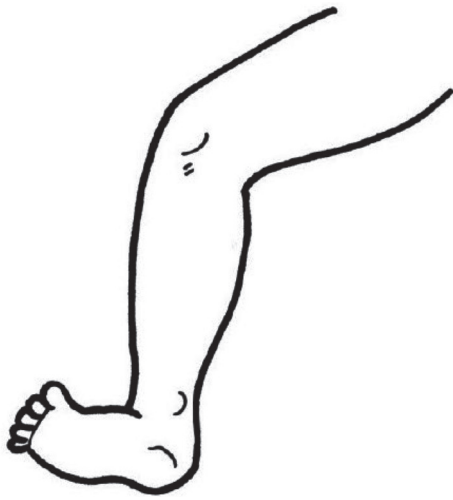
\_\_\_\_\_ / 6





**2** Look at the picture and circle  
the correct word.

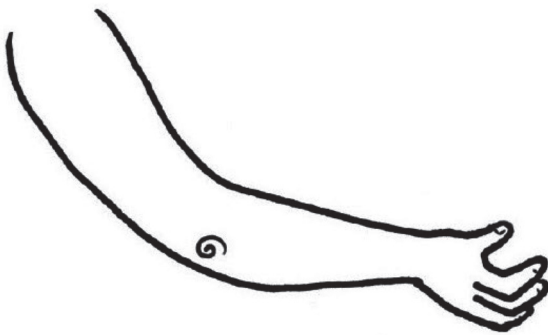
\_\_\_\_\_ / 4



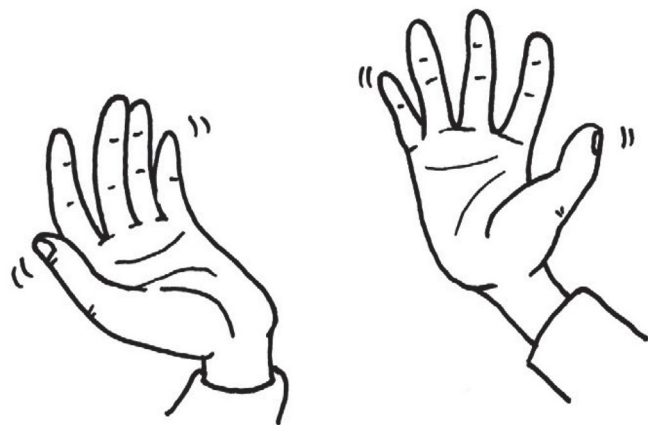
wave your  
arm / leg.



stamp your  
knee / feet.



shake your  
arm / head.




clap your  
hands / feet.

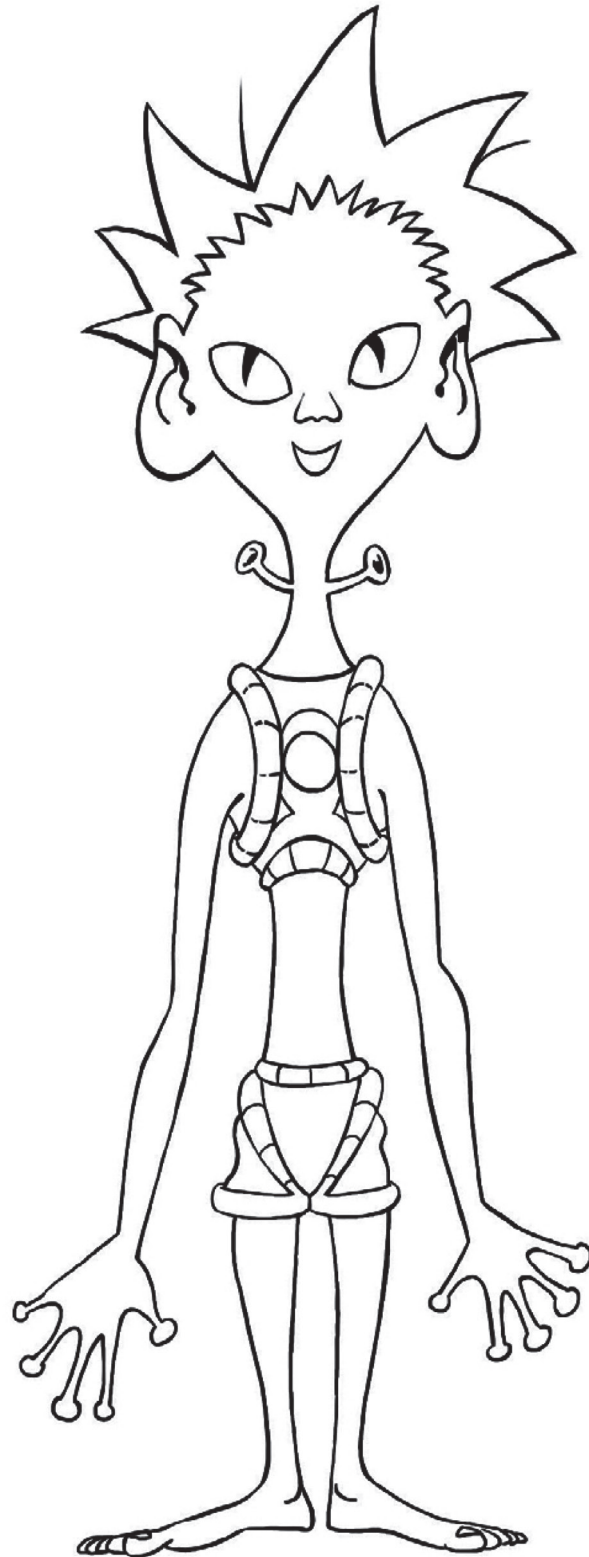
**3** Write the words.

\_\_\_\_\_ / 5

ear hair mouth eye nose



**4** Read and colour the picture. \_\_\_\_\_ / 6



My hair is pink.

My feet are red.

My arms are yellow.

My legs are green.

My eyes are blue.

My hands are purple.

# Unit 3

## My family

### EXTRA ASSESSMENTS




## **Unit 3** Diagnostic assessment

Date : \_\_\_\_\_ Score : \_\_\_\_\_ / 10

Name : \_\_\_\_\_

---

**1** Look and match. \_\_\_\_\_ / 4



My sister



My mum




My brother



My dad

**2** Draw a family member  
and write.

\_\_\_\_\_ / 6



My \_\_\_\_\_

## Unit 3 Intermediate assessment A

Date : \_\_\_\_\_ Score : \_\_\_\_\_ / 12

Name : \_\_\_\_\_

**1** Look at the pictures. Then write.

dad sister grandad mum  
brother granny



m \_ \_



s \_ \_ \_ \_



g \_ \_ \_ \_



d \_ \_



b \_ \_ \_ \_ \_



g \_ \_ \_ \_ \_

## Unit 3 Intermediate assessment B

Date : \_\_\_\_\_ Score : \_\_\_\_\_ / 12

Name : \_\_\_\_\_

---

**1** Look at the pictures. Then write.

dad   sister   grandad   mum  
brother   granny







## Unit 3 Final assessment

Date : \_\_\_\_\_ Score : \_\_\_\_\_ / 22

Name : \_\_\_\_\_

---

**1** Listen and number  
the family members. \_\_\_\_\_ / 6





**2** Look and match.

\_\_\_\_\_ / 4



mum



dad



brother



sister

**3** Trace the words and match them  
to the picture. \_\_\_\_\_ / 12

mum

granny

dad



brother

grandad

sister

# Unit 4

## Perfect pets

### EXTRA ASSESSMENTS



## **Unit 4** Diagnostic assessment


**Date** : \_\_\_\_\_ **Score** : \_\_\_\_\_ / 17

**Name** : \_\_\_\_\_


---

**1** Match the pictures  
to the words.

\_\_\_\_\_ / 5




rabbit




dog



tiger




mouse



fish


**2** Trace the words and draw. \_\_\_\_ / 12




monkey




parrot



frog



snake



elephant



cat

## **Unit 4** Intermediate assessment A

**Date** : \_\_\_\_\_ **Score** : \_\_\_\_\_ / 16

**Name** : \_\_\_\_\_

---

**1** Find the pets and colour.

red parrot   brown rabbit   yellow dog  
white rat   black cat   green frog  
orange goldfish   brown hamster



## **Unit 4** Intermediate assessment B

Date : \_\_\_\_\_ Score : \_\_\_\_\_ / 24

Name : \_\_\_\_\_

---

**1** Read, trace, and colour.

red parrot    brown rabbit  
yellow dog    white rat  
black cat    green frog  
orange goldfish    brown hamster







## Unit 4 Final assessment



Date : \_\_\_\_\_ Score : \_\_\_\_\_ / 14

Name : \_\_\_\_\_


---

**1** Listen and circle the pets. \_\_\_\_\_ / 6







**2** Look at the words and match them  
to the pictures. \_\_\_\_\_ / 4




cat



dog




rabbit





parrot

**3** Read and colour the pets.

1 - green    2 - red  
3 - yellow    4 - blue



1 - green    2 - red  
3 - yellow    4 - blue



**Unit 5**

**5**

# **My favourite food**

**EXTRA ASSESSMENTS**



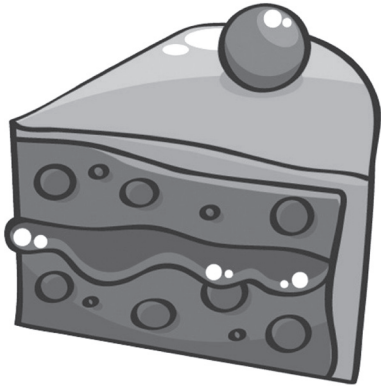
## **Unit 5** Diagnostic assessment

Date : \_\_\_\_\_ Score : \_\_\_\_\_ / 6

Name : \_\_\_\_\_

---


**1** Look and match. \_\_\_\_\_ / 6



apple




yoghurt




chicken



orange



pizza



cake

## Unit 5 Intermediate assessment A


Date : \_\_\_\_\_ Score : \_\_\_\_\_ / 6

Name : \_\_\_\_\_

---

- 1** Trace. Then tick ✓ 3 foods you like  
and cross ✕ 3 foods you don't like.

\_\_\_\_\_ / 6

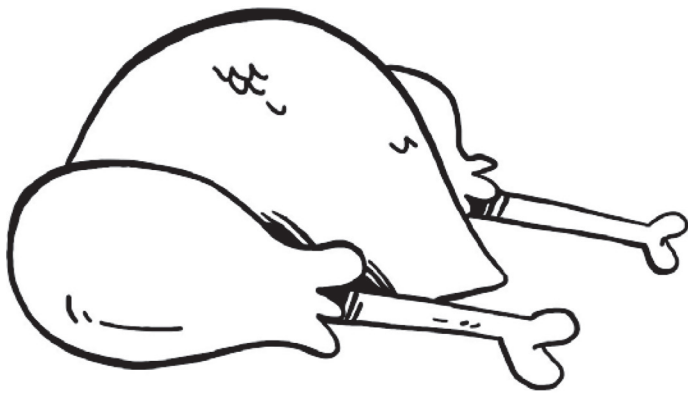


yoghurt


☐

cake


☐




chicken ☐



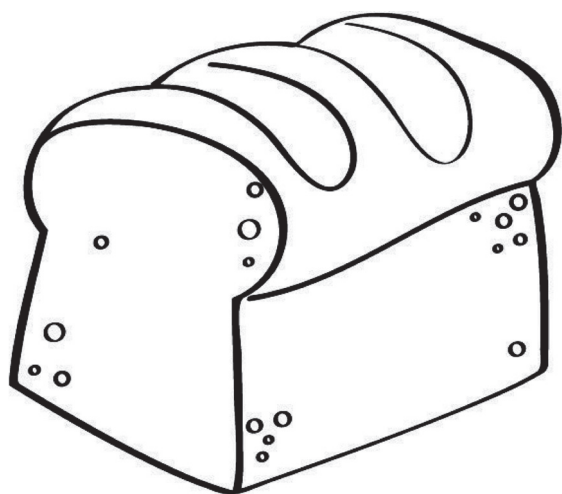
apples ☐



bananas ☐




sandwich ☐



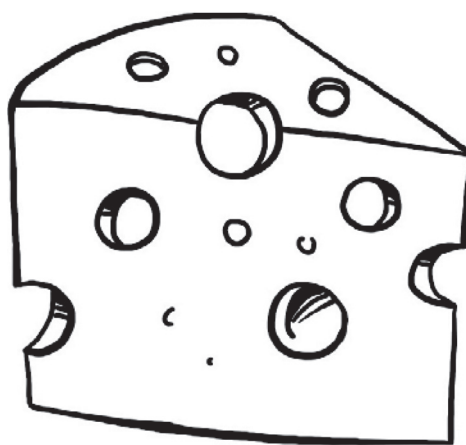
bread ☐



milk ☐



sausage ☐



cheese ☐



oranges ☐



juice ☐

## Unit 5 Intermediate assessment B




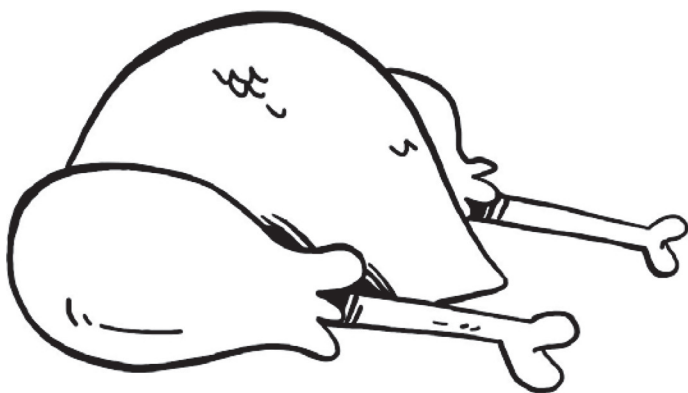
Date : \_\_\_\_\_ Score : \_\_\_\_\_ / 6

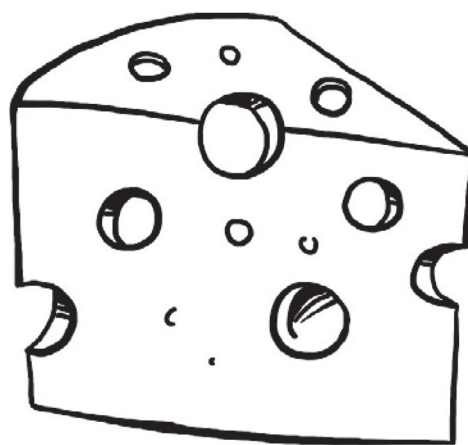

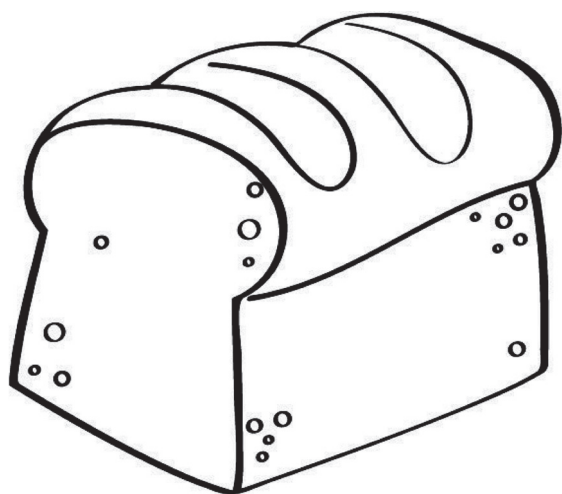
Name : \_\_\_\_\_


**1** Look and read. Choose food you like and don't like. Then, write.

yoghurt   cake   chicken   apples  
bananas   juice   sandwich   bread  
milk   sausages   cheese   oranges









I like \_\_\_\_\_

\_\_\_\_\_

\_\_\_\_\_

I don't like \_\_\_\_\_

\_\_\_\_\_

\_\_\_\_\_

## Unit 5 Final assessment


Date : \_\_\_\_\_ Score : \_\_\_\_\_ / 23




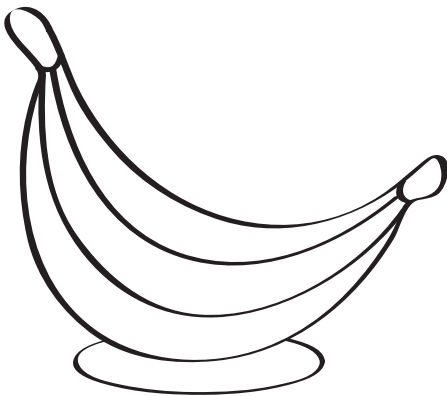
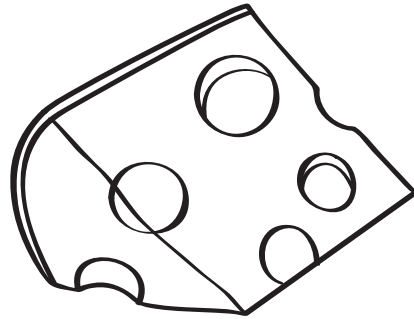

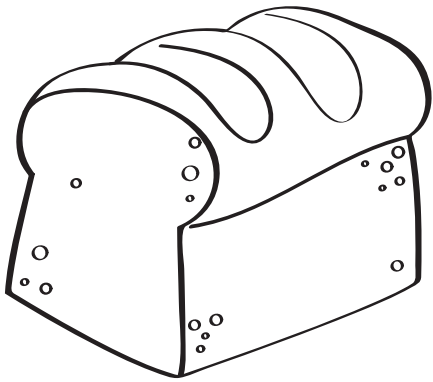
Name : \_\_\_\_\_

---

**1** Listen and number  
the items of food.


\_\_\_\_\_ / 8







**2** Read and match the sentences to the shopping bags. \_\_\_\_\_ / 4

I like chicken,  
bananas and apples.



I like chicken,  
cheese and  
oranges.



I like spaghetti,  
cheese and cake.

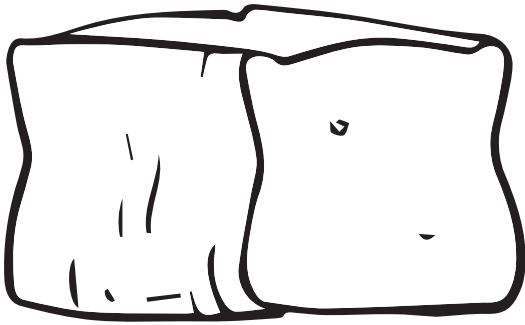


I like sandwiches,  
oranges and  
yoghurt.


**3** Write the words.

\_\_\_\_\_ / 6




apples yoghurt bread sausages  
juice milk



\_\_\_\_\_



\_\_\_\_\_



**4** Read the questions and write  
your answer. \_\_\_\_\_ / 5

Yes, I do.

No, I don't.

Do you like spaghetti?

---

Do you like bananas?

---

Do you like pizza?

---

Do you like cheese?

---

Do you like cake?

---

# Unit 6

## My toys

EXTRA ASSESSMENTS



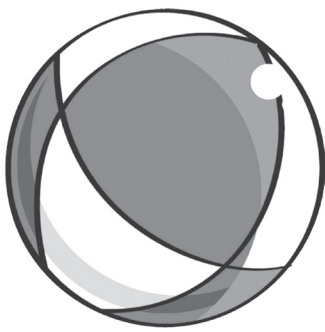
## **Unit 6** Diagnostic assessment

**Date** : \_\_\_\_\_ **Score** : \_\_\_\_\_ / 8

**Name** : \_\_\_\_\_

---


**1** Look and match.



car




plane



ball



kite



bicycle



teddy



train



doll


## Unit 6 Intermediate assessment A

Date : \_\_\_\_\_ Score : \_\_\_\_\_ / 9


Name : \_\_\_\_\_

**1** Look at the pictures and complete.


t b c k d g t b p c




\_\_\_ ite




\_\_\_ oll




\_\_\_ rain




\_\_\_ ike




\_\_\_ omputer \_\_\_ ame




\_\_\_ eddy



\_\_\_ all



\_\_\_ lane



\_\_\_ ar


## Unit 6 Intermediate assessment B

Date : \_\_\_\_\_ Score : \_\_\_\_\_ / 9


Name : \_\_\_\_\_

---


**1** Look at the pictures and complete.




\_\_\_ ite




\_\_\_ oll




\_\_\_ rain




\_\_\_ ike




\_\_\_ omputer \_\_\_ ame




\_\_\_ eddy



\_\_\_ all



\_\_\_ lane



\_\_\_ ar

## Unit 6 Final assessment




Date : \_\_\_\_\_ Score : \_\_\_\_\_ / 18




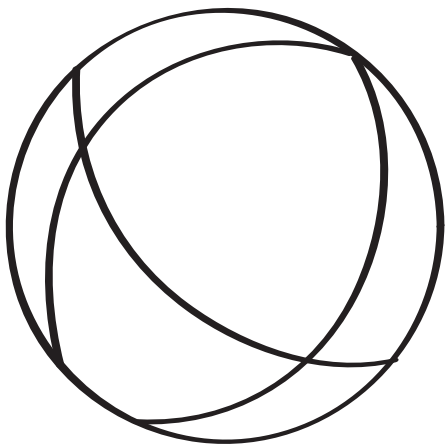
Name : \_\_\_\_\_




---

**1** Listen and tick ✓  
the toys of the audio.

\_\_\_\_\_ / 6







**2** Write the words under  
the pictures.

\_\_\_\_\_ / 4

doll teddy bike car









**3** Read the questions  
and write your answer. \_\_\_\_\_ / 4

Yes, I have.

No, I haven't.



Have you got a computer game?

---

Have you got a plane?

---


Have you got a kite?

---


Have you got a train?

---

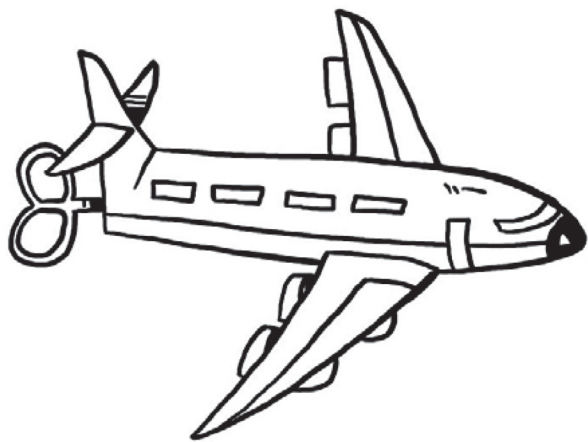
**4** Look at the pictures and  
circle the correct word. \_\_\_\_\_ / 4




car    computer game



doll    kite



teddy plane



ball train

# Unit 7

## In the house

EXTRA ASSESSMENTS




## **Unit 7** Diagnostic assessment

**Date** : \_\_\_\_\_ **Score** : \_\_\_\_\_ / 6

**Name** : \_\_\_\_\_

---

**1** Look and number. \_\_\_\_\_ / 6



- |           |               |
|-----------|---------------|
| ① hall    | ④ bathroom    |
| ② bedroom | ⑤ garden      |
| ③ kitchen | ⑥ living room |

## **Unit 7** Intermediate assessment A

**Date** : \_\_\_\_\_ **Score** : \_\_\_\_\_ / 4

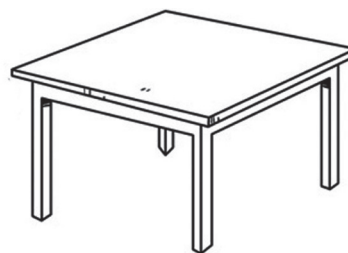
**Name** : \_\_\_\_\_

---

**1** Match the pictures.



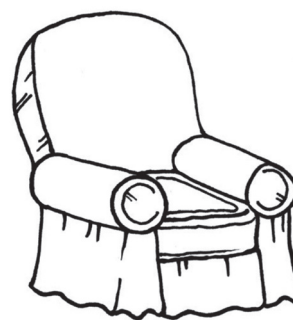
living  
room



table



bathroom




chair



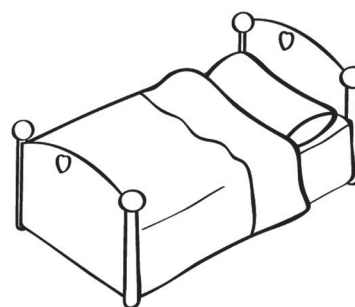
bedroom



bath



kitchen



bed


## **Unit 7** Intermediate assessment B

**Date** : \_\_\_\_\_ **Score** : \_\_\_\_\_ / 8

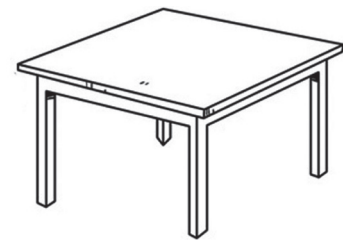
**Name** : \_\_\_\_\_

---

**1** Match the pictures. Then write.




l \_\_\_\_\_  
r \_\_\_\_\_



table



b \_\_\_\_\_




chair



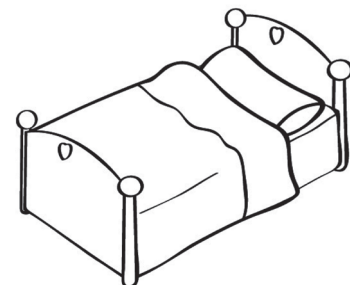
b \_\_\_\_\_



bath



k \_\_\_\_\_




bed

## Unit 7 Final assessment

Date : \_\_\_\_\_ Score : \_\_\_\_\_ / 18

Name : \_\_\_\_\_

**1** Listen and number the places  
in the house. \_\_\_\_\_ / 6



**2** Look and circle the correct  
part of the house.

\_\_\_\_\_ / 4



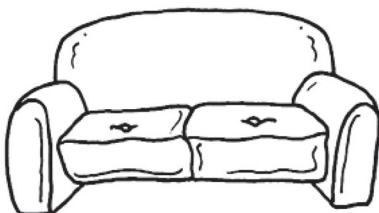
bathroom   garden   hall



bedroom   bathroom   kitchen



bedroom   hall   kitchen




garden   bathroom   living  
room

**3 Match the words  
to the rooms.**

\_\_\_\_\_ / 4

bathroom   bedroom  
kitchen   living room



**4** Look at the picture and circle the correct word. \_\_\_\_\_ / 4

The doll is in / on the bath.

The school bag is in / on the sofa.

The book is in / on the bed.

The car is in / on the table.

# Unit 8

## On holiday

**EXTRA ASSESSMENTS**




## **Unit 8** Diagnostic assessment

Date : \_\_\_\_\_ Score : \_\_\_\_\_ / 8

Name : \_\_\_\_\_


---

**1** Look and match.




shark

seagull



lighthouse

shark




sea

boat



sandcastle

crab



## **Unit 8** Intermediate assessment A

Date : \_\_\_\_\_ Score : \_\_\_\_\_ / 20

Name : \_\_\_\_\_

---

### **1** Trace and match.

seagull    dolphin  
lighthouse    sand    castle



shark    sea    crab    shell    boat

## **Unit 8** Intermediate assessment B

Date : \_\_\_\_\_ Score : \_\_\_\_\_ / 16


Name : \_\_\_\_\_

---

**1** Look and read.

Then, choose and write.

sea lighthouse boats crab  
shell sand castle seagull  
shark dolphins



① \_\_\_\_\_

② \_\_\_\_\_

③ \_\_\_\_\_

④ \_\_\_\_\_

⑤ \_\_\_\_\_

⑥ \_\_\_\_\_

⑦ \_\_\_\_\_

⑧ \_\_\_\_\_

⑨ \_\_\_\_\_

## Unit 8 Final assessment


Date : \_\_\_\_\_ Score : \_\_\_\_\_ / 32






Name : \_\_\_\_\_

---

**1** Listen and number  
the seaside objects.

\_\_\_\_\_ / 8










**2** Write the words.

\_\_\_\_\_ / 6

crab    boat    lighthouse    shell  
dolphin    shark







**3** Read and trace, then match the pictures to the sentences. \_\_\_\_\_ / 8




I'm bored.

I'm happy.

I'm hungry.

I'm scared.



**4** Colour the pictures according to the key, then complete the sentences.

\_\_\_\_\_ / 10




① = white

② = orange

③ = red

④ = blue

⑤ = pink



lighthouse   seagull   crab  
boat   shell

The \_\_\_\_\_ is white.

The \_\_\_\_\_ is orange.

The \_\_\_\_\_ is red.

The \_\_\_\_\_ is blue.

The \_\_\_\_\_ is pink.

**This is the end of your school year.**

**Don't worry, we'll see each other  
again next year!**

**Go to page 59 of the Activity book to  
complete your Language Passport.**

**See you soon!**

